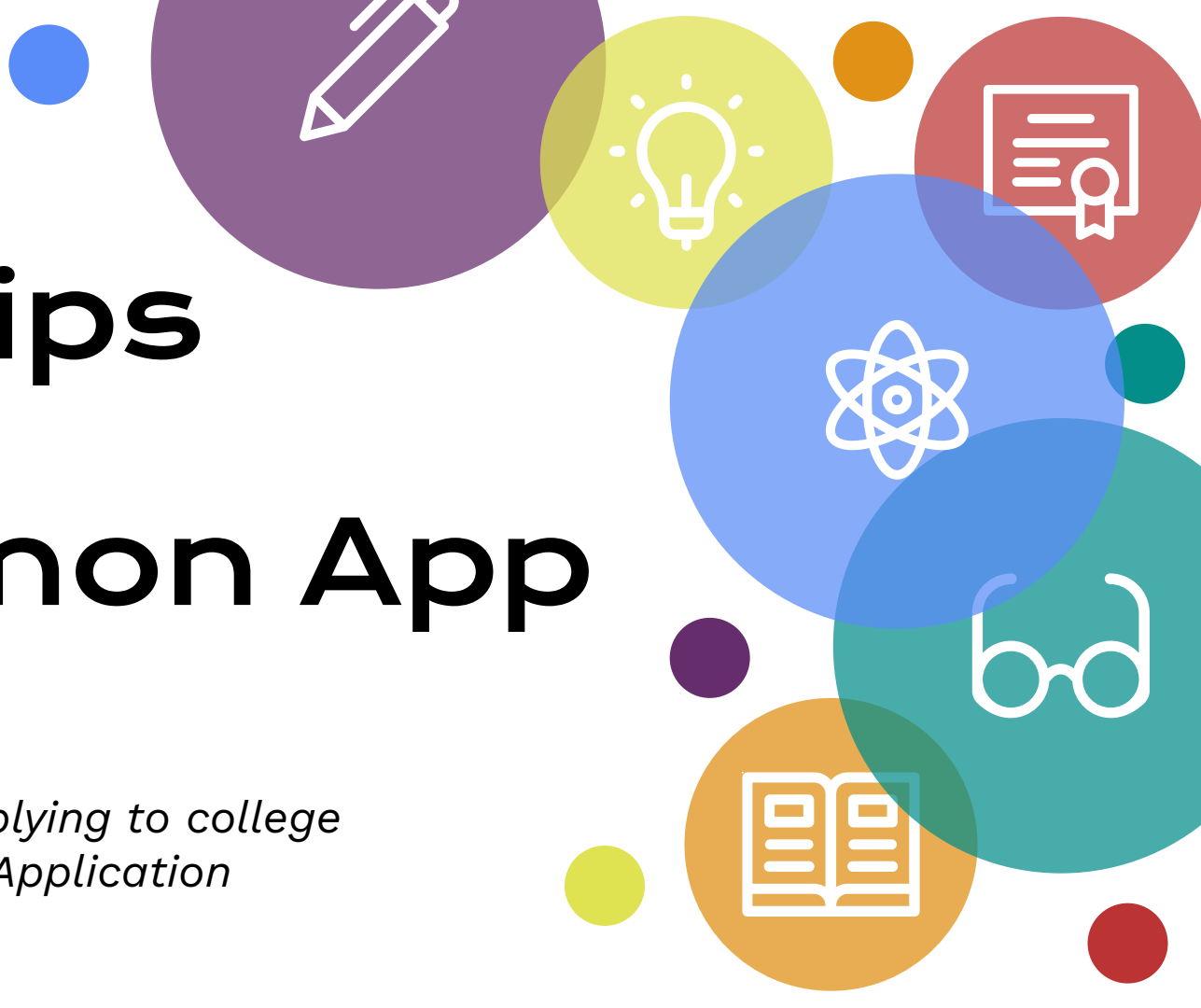


# Top Tips for Common App

*Advice for those applying to college  
using the Common Application*



# Table of contents

01

## Account

Creating your Common App account and matching to Naviance

02

## Applying

FAQs when filling out the application

03

## Essays

Main personal essay and college supplements

04

## Rec Letters

Required/optional teacher and counselor forms and recommendation letters





# Account



01

# Account

Creating your Common App account and matching it to Naviance

The image shows a video player interface. At the top right, there are 'Share' and 'Details' icons. The video content features the text 'Common App Account Matching' in a large, dark red font. Below this, the 'NAVIANCE BY POWERSCHOOL' logo is on the left, and the 'common app' logo is on the right. A large play button is centered over the video. At the bottom left, there is a video control bar with a full-screen icon, a progress indicator at '0:00', and icons for back, play/pause, and trash. At the bottom center, there is a page indicator '< 2 of 3 >'. The video player is set against a background of school lockers.



# Applying



02

# Applying

Information you will need when filling out the application.

Education Section	
Class Size	340
Class Rank Reporting	None
GPA Scale	4.0
Cumulative GPA	Enter directly from your transcript
GPA Weighting	Mark “Weighted” if you have ever taken any honors or AP classes. Otherwise, mark “Unweighted.”

# Applying

Information you will need when filling out the application.

<b>Entering Resume Items</b> (What you are balancing on your plate?)	
<b>Activities Section</b>	<p>List up to 10 activities you are involved with outside of the classroom (in the order of their importance to you).</p> <p>Be sure to include commitments you have outside of PCH (employment, community/family), as well.</p>
<b>Educational Honors &amp; Awards</b>	<p>List up to 5 honors related to academic achievements. This could include things like membership in honor societies or success in academic competitions (ie math, Speech/Debate, FBLA/DECA).</p>

# Applying

Information you will need when filling out the application.

Courses & Grades Section	
Grading Scale	A-F
Schedule	Semesters
Semester Grades	List as indicated on your transcript (including the +/-'s) in the semester they were earned. All "H" grades should be reported as "A+". <i>**The <b>Final</b> Semester grade column should be left blank!</i>
Semester Credits	List all credits earned as 0.5 in the semester they were earned. <i>**The <b>Final</b> Semester credit column should be left blank!</i>





# Essays




03



# Resources for Essays

*Need essay help? Check out these sites:*

- [College Essay Guy](#) - Resource Hub
- [Free Essay Editing Services](#)
- [Free 4-Day Essay Writing Course](#)





# Rec Letters



04



# Recommendation Letters

## Teacher Recommendation(s)


- Verify requirements for each college
  - Some accept **ZERO**, others might take 1-3
- Use core teachers
  - Eng, Math, Sci, SS, WL
- Request in person at least 2-3 weeks before a deadline
- Provide reminders (some will upload just prior to deadlines)
- Show appreciation for their help

## Counselor Forms/Recommendation

- **ALL** colleges in Common App require a School Report
  - Completed by one of the counselors at PCH
- Request at least 2-3 weeks before a deadline
- If a recommendation letter is also required or desired, complete the “*Counselor Rec Survey*” in Naviance
- Show appreciation for their help



# Need more help?





# Good Luck!

CREDITS: This presentation template was created by **Slidesgo**, including icons by **Flaticon** and infographics & images by **Freepik**