



SUMMER IDEAS FOR FAMILIES

Parkway Early

Childhood Center



Summer is the perfect opportunity to see the world through your child's eyes.

Through play, children show us what they know and what they want to learn.

As parents, we have the opportunity to be our children's first & best teacher.

Have a great summer!

PLEASE NOTE: Information compiled by Parkway Early Childhood staff. This information is provided as a courtesy and without recommending or endorsing anyone or any place listed. The District and its agents assume no responsibility or liability in connection with any service rendered by or conduct of said individuals,.

ACTIVITIES & RESOURCES

LINKS TO LOCAL PARKS

[St. Louis County Parks and Recreation](#)

[City of Ballwin Parks and Recreation](#)

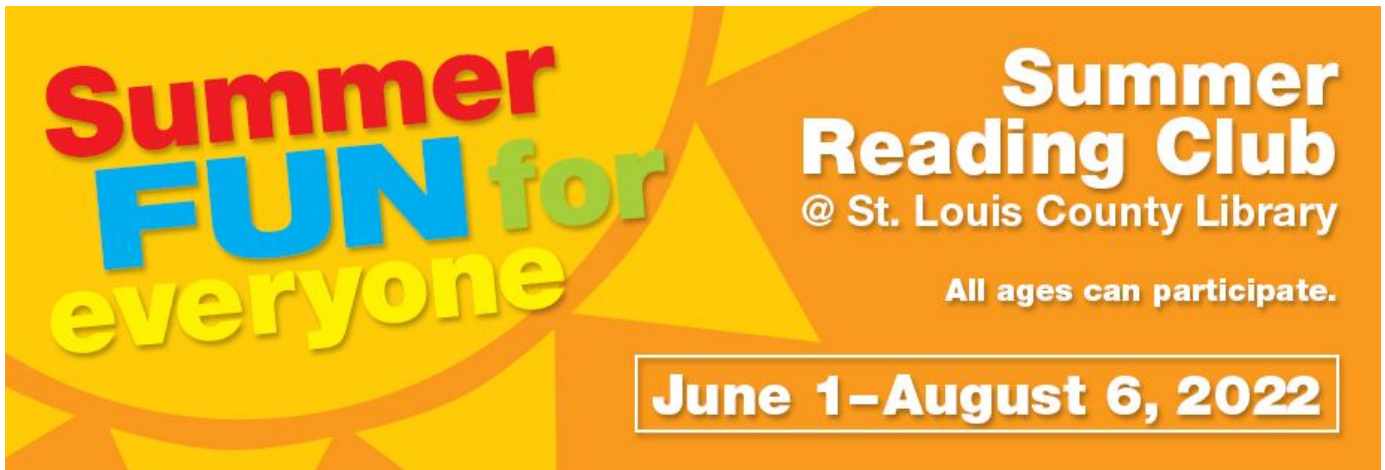
[City of Manchester Parks, Recreation & Arts](#)

[City of Chesterfield Parks, Recreation & Arts](#)

[Creve Coeur Parks & Recreation](#)

[Maryland Heights Parks & Recreation](#)

[St. Louis County Library Resources for Kids](#)




Summer FUN for everyone


Summer Reading Club
@ St. Louis County Library

All ages can participate.

June 1–August 6, 2022

SCHOLASTIC
SUMMER 
READING

Fun Summer Craft Recipes



Flubber

What You Need:

- ▣ Two cups Glue
- ▣ Food Coloring
- ▣ Four tablespoons Borax
- ▣ Warm water

What You Do:

In one bowl mix in 1 1/2 cups of warm water, Glue, and food coloring. In a separate bowl mix in Borax with 1 1/3 cup of warm water. Pour the glue mixture into the borax mixture. Do not mix or stir it will form on its own. Store in plastic baggies.

Blubberish Goop

What You Need:

- ▣ Two cups water
- ▣ 1/2-cup cornstarch
- ▣ Food coloring

What You Do:

Boil water in saucepan add cornstarch stirring until smooth. Add food coloring and stir. Remove from heat and cool. Make sure your children play with this on a flat plastic surface (table, linoleum floor, etc).

Goop

What You Need:

- ▣ One part Liquid starch
- ▣ Two parts white glue
- ▣ Food coloring

What You Do:

Add starch to glue until mixture becomes a workable ball. Store in refrigerator in a covered container.



Fun Summer Craft Recipes

Simple Bubbles

What You Need:

- ▣ One cup of water
- ▣ Two tablespoons liquid detergent
- ▣ One Tablespoons glycerin (available at drug stores)
- ▣ 1/2 tablespoon sugar

What You Do:

Mix together and use.



Colorful Bubbles

What You Need:

- ▣ One cup granulated soap or soap powder
- ▣ One quart warm water
- ▣ liquid food coloring

What You Do:

Dissolve soap in warm water. Stir in food coloring. Use.

Gargantuan Bubbles

What You Need:

- ▣ One Cup Warm Water
- ▣ 1/4 Cup Blue Dishwashing Liquid
- ▣ One Tablespoon Salt

What You Do:

Combine all ingredients. Mix well until salt dissolves.



Fun Summer Craft Recipes

Whole Face Paint

What You Need:

- ▣ One tablespoon shortening
- ▣ Two tablespoons cornstarch
- ▣ Food coloring

What You Do

Mix shortening and starch together until smooth. Add food coloring. Use a sponge or your fingers to apply to face. You can then paint with it on your children's face (i.e. whole face orange) removing with soap and water. Store in airtight container.

Yogurt Paint

What You Need

- ▣ Plain Yogurt
- ▣ Food Coloring

What You Do:

Mix the ingredients until you get the desired color and then let your children paint



Flour Finger Paint

What You Need:

- ▣ One-cup flour
- ▣ 1 1/4 cups hot water
- ▣ 1 1/2 cups cold water
- ▣ Two-tablespoons salt
- ▣ Food coloring

What You Do:

Mix the flour, salt, and cold water in a saucepan. Beat the mixtures (with whisk or rotary beater) until smooth. Add the hot water and boil it until the mixture is thick. Beat until smooth. Add food coloring to add color. Store in an airtight container in the refrigerator.

Liquid Starch Finger Paint

What You Need:

- ▣ 1/4 cup liquid laundry starch
- ▣ Food coloring or One-teaspoon tempera paint

What You Do:

Mix the starch with a few drops food coloring or paint until blended thoroughly. Store in an airtight container.

Fun Summer Craft Recipes

Cornstarch Finger paint

- ▣ What You Need:
- ▣ Three Tablespoons Sugar
- ▣ Two cups cold water
- ▣ Food coloring
- ▣ Soap flakes
- ▣ One-Half cup cornstarch



What You Do:

Mix the sugar & cornstarch in over low heat. Add water and stir until mixture is thick. Remove from heat. Next divide the paint into several different containers. Add a few drops of food coloring and a pinch or two of soap flakes to each container. Stir well and let cool. Store this in an airtight container.

Oatmeal Playdough

- ▣ What You Need:
- ▣ One part flour
- ▣ One part water
- ▣ Two parts oatmeal

What You Do:

Mix all ingredients well until smooth. Knead and play.



Smelly Colorful Playdough

What You Need:

- ▣ One-Half cup salt
- ▣ Two cups water
- ▣ Two tablespoons salad oil
- ▣ Two cups flour
- ▣ Two tablespoons alum
- ▣ Kool-Aid for color

What You Do:

Dissolve salt in boiling water. Stir in Kool-Aid for color. Slowly add salad oil, flour and alum. Knead until Playdough is smooth.

Fun Summer Craft Recipes

Cornstarch Finger paint

- ▣ What You Need:
- ▣ Three Tablespoons Sugar
- ▣ Two cups cold water
- ▣ Food coloring
- ▣ Soap flakes
- ▣ One-Half cup cornstarch



What You Do:

Mix the sugar & cornstarch in over low heat. Add water and stir until mixture is thick. Remove from heat. Next divide the paint into several different containers. Add a few drops of food coloring and a pinch or two of soap flakes to each container. Stir well and let cool. Store this in an airtight container.

Oatmeal Playdough

- ▣ What You Need:
- ▣ One part flour
- ▣ One part water
- ▣ Two parts oatmeal

What You Do:

Mix all ingredients well until smooth. Knead and play.



Smelly Colorful Playdough

What You Need:

- ▣ One-Half cup salt
- ▣ Two cups water
- ▣ Two tablespoons salad oil
- ▣ Two cups flour
- ▣ Two tablespoons alum
- ▣ Kool-Aid for color

What You Do:

Dissolve salt in boiling water. Stir in Kool-Aid for color. Slowly add salad oil, flour and alum. Knead until Playdough is smooth.

Fun Summer Craft Recipes

Potato Dough

What You Need:

- ▣ Five potatoes
- ▣ Flour



What You Do:

Bake potatoes, in their skins, until they are soft inside (like you would eat them). Peel and then mash potatoes (throw skins away). Combine three cups flour to every four cups of mashed potato and roll until you form a great dough.

Smelly/Scented Dough

What You Need:

- ▣ Two cups whole wheat flour
- ▣ One cup salt
- ▣ Smelly Ingredient (Five teaspoons cinnamon, 1/2 cup coffee grounds, other of your choice)
- ▣ Two tablespoons of oil
- ▣ One cup warm water
- ▣ Food coloring (optional)

What You Do:

Mix all dry ingredients in one bowl, and then mix all wet ingredients in a separate one. Next mix the two. Stir the mixture until the dough forms a ball (note depending on the season, altitude you may have to add more flour if the mixture is too sticky or add more water if the mixture is too dry) Finally, Knead on a lightly floured surface until the dough is pliable. Store in refrigerator in airtight container



Summer Reading!

Enjoy reading with your child this summer! Be sure to check out your local library's summer reading program! Here are just a few suggestions to get you started!

Brown Bear, Brown Bear, What Do You See? Martin, Bill, Jr.; illustrated by Eric Carle
Chicka Chicka Boom Boom Martin, Bill, Jr. and John Archambault
Come Along, Daisy! Simmons, Jane
Corduroy Freeman, Don
Curious George Rey, H. A.
Dinosaur Roar! Stickland, Paul and Henrietta
Fire Truck Sís, Peter.
Froggy Gets Dressed London, Jonathan
The Gardener Stewart, Sarah
George and Martha Marshall, James
Go Away, Big Green Monster! Emberley, Ed
Good Night, Gorilla Rathmann, Peggy
Goodnight Moon Margaret Wise Brown
Gossie Olivier, Dunrea
Harold and the Purple Crayon Johnson, Crockett
Harry the Dirty Dog Zion, Gene; illustrated by Margaret Graham
How Do Dinosaurs Say Good Night? Yolen, Jane
I Kissed the Baby! Murphy, Mary.
If You Give a Mouse a Cookie Numeroff, Laura J.
Lily's Purple Plastic Purse Henkes, Kevin
The Line-up Book Marisabina, Russo
Madeline Bemelmans, Ludwig
Maisy Goes Swimming Cousins, Lucy
Muncha! Muncha! Muncha! Fleming, Candace
The Napping House Wood, Audrey
Owen Henkes, Kevin
Pierre: A Cautionary Tale Sendak, Maurice
The Very Hungry Caterpillar Carle, Eric

Going to Kindergarten?

Check out the Parkway Summer Reading List K-2

[Parkway Summer Reading K-2](#)

[Parkway Summer Reading](#)

[ALSC 2021 Summer Reading Lists Birth-PK](#)

