




Financial Statements

August 2024

PARKWAY SCHOOL DISTRICT
MONTHLY FINANCIAL REPORT
TABLE OF CONTENT

<u>DOCUMENT</u>	<u>PAGE</u>
EXECUTIVE SUMMARY.	1 - 2
GRAPHS - REVENUE, EXPENDITURE, CASH, AND FUND BALANCE .	3 – 5
RECAPITULATION OF FUNDS.	6
ACCRUAL BALANCE SHEET.	7
BREAKOUT OF CASH AND INVESTMENTS.	8
MODIFIED ACCRUAL REVENUE SCHEDULE	9
EXPENDITURE SUMMARY BY OBJECT	10
FOOD SERVICE STATEMENT	11
EXPENDITURE SUMMARY BY BUILDING	12
EXPENDITURE SUMMARY - CONSOLIDATED.	13 - 16
EXPENDITURE SUMMARY BY PROGRAM	17 - 20
GLOSSARY	21- 22
PURCHASING REPORTS	23 – 40



TO: Board of Education

DATE: December 11, 2024

FROM: Carrie Nunn, SFO

RE: Executive Summary August 2024

Abstract

The August financial statements are attached for your review. Key highlights include: An increase in Total Local revenue due to the timing of the "In Lieu of Tax" payment, which was received in July & August 2024, compared to the prior year's payment received in October 2023. Interest Revenue is up prior to last year due to a higher reserve. Although further rate reductions from the Federal Reserve are anticipated, should these not materialize, we may need to adjust the interest revenue budget accordingly. Total State revenue has decreased due to the District not receiving any Basic Formula in FY25 due to a higher level of effort but will receive all formula funding under the Classroom Trust formula. A decrease in Federal Revenues is primarily attributed to a delay in Other Federal Entitlements. Revenue for Nutritional Services and Adult Education, typically received in July, will be recognized later in FY25, compared to the July 2023 receipt in FY24. An increase in Classified Salaries represents a raises and lower level of vacant positions; for example, Transportation is currently fully staffed. An increase in Purchase Services is attributed to several factors. Technical Services included a purchase order carryover from the previous year. Property Services increased due to HVAC repairs and large abatement projects. Property and liability insurance payment for FY25, which was made in July 2024, compared to the December payment for FY24. Consumables increase is primarily due to an increase in curriculum textbooks. Capital Outlay saw an increase in Land Improvement for the improvements of the district tennis courts.

Future Issues

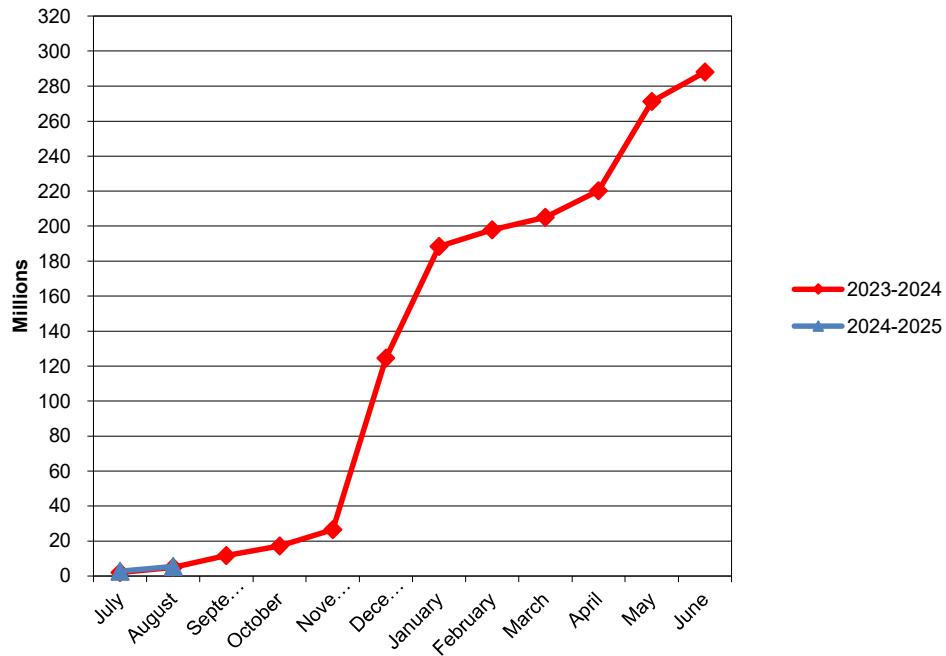
The following issues are still pending and could affect district finances in the future:

1. Health Insurance Costs – Health costs are a large portion of our benefit expenses. Our pharmacy benefit manager is through Business Health Coalition and we have substantial savings over market trends for our pharmacy. With the implementation of CVS (Express Scripts (ESI) plan year 2025) as our PBM, we have seen savings and a reduction of the market increases. We opened our near site clinics for our employees and staff effective August 2018 and selected Care ATC as our continued provider. We had no increase in our premiums for 2024 and our only plan change is the change in the HD plan deductible. For the 2025 plan year, rate increases will be implemented—2% for employees and 4% for the district—effective January 1, 2025. These adjustments are necessary to ensure the continued health of our self-insurance fund and sustain long-term cost control.

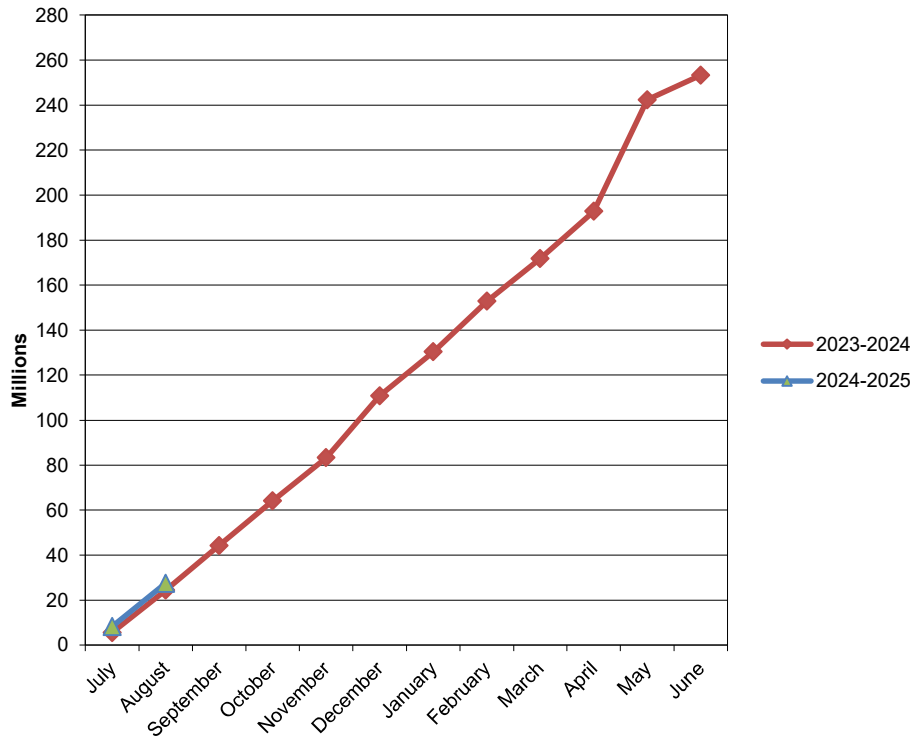
2. Property Assessments Appeals – As you are aware this has been a struggle over the last several years. We have seen our collection rate fluctuate due to these settlements. We worked with the state auditor’s office and have approved \$6.7 million in recoupment. We are delaying some of the recoupment to future years. Levying \$3.9M for this fiscal year. Our collection rate is lower this year at 95.5% due to an anticipated high protest.
3. New Construction Assessments - In September we received our final amounts from St. Louis County. We had another strong year with new construction with just over \$45 million in commercial and residential property.
4. Interest Income –Our interest from our banking account is budgeted to increase significantly due to the Fed’s increasing the treasury rate. August 2024 rate earned is 5.63%.
5. State Revenue –DESE will be basing our formula calculation on our attendance from 2023-2024 school year.
6. Spot Market Purchases – For information purposes, fiscal year-to-date purchases under the spot market procurement policy are as follows:

Fuel (Facilities)	\$	42,217.01
Fuel (Trans)	\$	1,306.50
Paper	\$	34,660.50
Trash Liner	\$	0.00

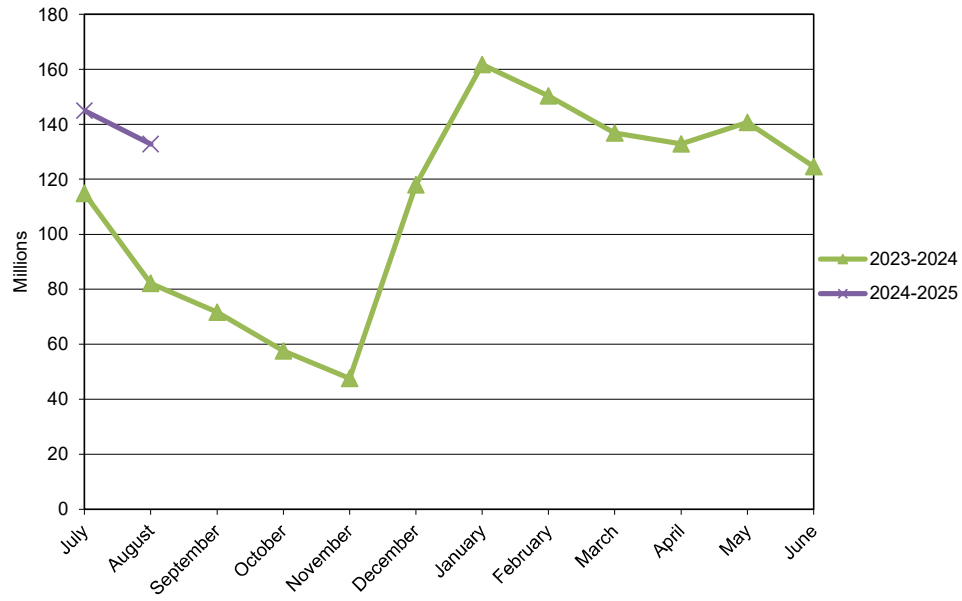
PARKWAY SCHOOL DISTRICT ACTUAL OPERATING REVENUE

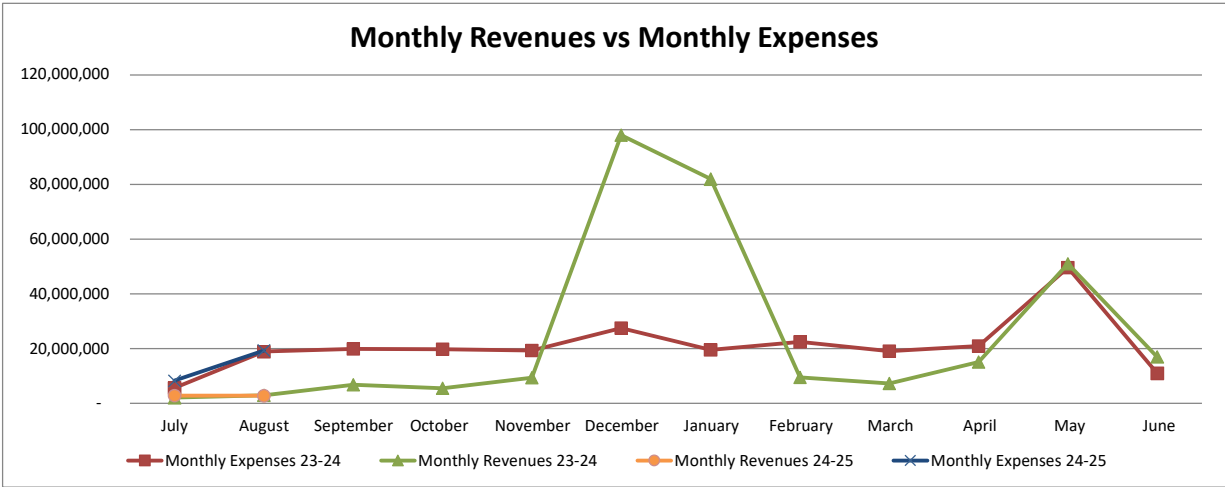
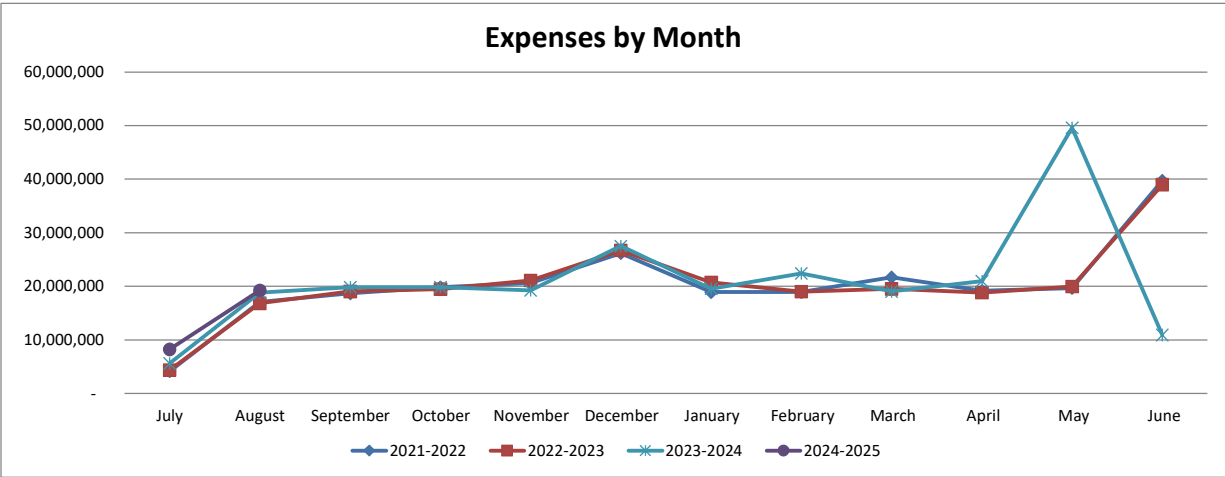
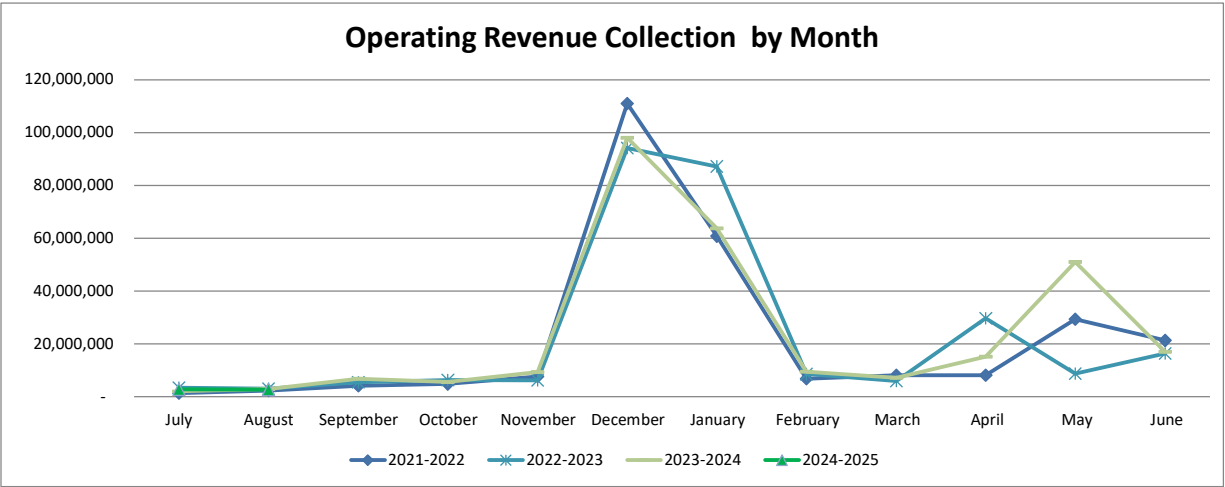


PARKWAY SCHOOL DISTRICT ACTUAL OPERATING EXPENDITURES



PARKWAY SCHOOL DISTRICT OPERATING FUND CASH AND INVESTMENTS





**Parkway School District
Recapitulation of Funds
Budget 2024-2025 With Restatement of Opening Balances**

FY2025 Full Year Budget

	Operating	Debt Service	Capital Projects	2018 Bond Issue	2022 Bond Issue	All Funds
Beginning Fund Balance	135,178,389	29,150,345	29,354,013	-	79,456,363	273,139,109
Revenues	271,267,550	31,596,933	503,866	-	900,000	304,268,349
Expenses	268,887,585	26,063,734	3,901,235	10,000	48,462,585	347,325,139
Transfers		-		-	-	-
Ending Fund Balance	137,558,352	34,683,544	25,956,644	(10,000)	31,893,778	230,082,318

ACTUAL FY25 THROUGH 8/31/2024

	Operating	Debt Service	Capital Projects	2018 Bond Issue	2022 Bond Issue	All Funds
Beginning Fund Balance	135,178,389	29,150,345	29,354,013	-	79,456,363	273,139,109
Revenues	5,494,312	64,501	608	-	288,145	5,847,566
Expenses	27,478,862	5,306,316	646,732	-	3,251,211	36,683,122
Transfers		-				-
Ending Fund Balance	113,193,839	23,908,529	28,707,889	-	76,493,297	242,303,553

ACTUAL FY24 THROUGH 8/31/2023

	Operating	Debt Service	Capital Projects	2018 Bond Issue	2022 Bond Issue	All Funds
Beginning Fund Balance	106,075,200	23,592,125	24,562,089	6,856,435	94,438,823	255,524,671
Revenues	4,936,241	191,108	10,675	-	756,281	5,894,305
Expenses	24,428,785	5,126,994	167,596	592,961	7,402,998	37,719,334
Transfers		-				-
Ending Fund Balance	86,582,656	18,656,239	24,378,182	6,290,459	87,792,106	223,699,642

**PARKWAY SCHOOL DISTRICT
ACCRUAL BALANCE SHEET
August 31, 2024**

	TOTAL- ALL FUNDS 8/31/2024	TOTAL- ALL FUNDS 8/31/2023
ASSETS		
Cash & Investments	249,344,313	232,423,213
Accounts Receivable	1,337,537	1,047,282
Inventories	1,134,504	1,091,701
Prepaid Expenses	3,518,418	4,707,451
Land	3,457,837	3,457,837
Land Improvements	44,368,837	19,905,904
Buildings/Improvements	548,424,851	202,329,603
Construction in Progress	64,773,865	69,518,613
Equipment	37,299,695	14,083,049
Total Assets	953,659,857	548,564,653
LIABILITIES & FUND BALANCE		
Accounts Payable - Operating Funds	1,580,385	1,391,768
Accounts Payable - Bond Issue Funds	126,616	-
Accounts Payable - Capital Projects Funds	21,117	2,522
Accounts Payable - Medical Fund	-	-
Wages, Payroll Taxes, and Benefits Payable	3,470,757	1,059,975
Bonds Payable	287,585,000	303,365,000
Interest Payable	3,628,832	2,593,953
Liability for Compensated Absences	1,500,955	1,462,357
Liability for Early Retirement	-	-
Total Liabilities	297,913,662	309,875,575
Bond Issue Fund Balance (combined 2018 and 2022)	76,493,297	94,082,565
Debt Service Fund Balance	23,908,529	18,656,239
Capital Projects Fund Balance	28,707,889	24,378,182
Equity in Fixed Assets less Long Term Liabilities	405,610,298	1,873,696
Medical Fund Balance	7,832,344	13,115,740
Operating Fund Balance	113,193,839	86,582,656
Total Fund Balance	655,746,196	238,689,078
TOTAL LIABILITIES & FUND BALANCE	953,659,858	548,564,653

BREAKOUT OF CASH & INVESTMENT BALANCE

	<u>8/31/2024</u>	<u>8/31/2023</u>
MEDICAL FUND CASH	7,832,344	13,115,740
DEBT SERVICE FUND CASH	8,682,511	18,569,601
DEBT SERVICE FUND INVESTMENTS	15,000,000	86,625
BOND ISSUE FUND CASH	56,318,554	94,055,580
CAPITAL PROJECTS FUND CASH	28,729,004	24,407,689
OPERATING FUND CASH	102,772,848	57,179,352
OPERATING FUND INVESTMENTS	10,009,052	25,008,626
BOND FUND INVESTMENTS	20,000,000	-
	<hr/>	<hr/>
TOTAL	249,344,313	232,423,213

RESTRICTED RESERVE

	<u>8/31/2024</u>	<u>8/31/2023</u>
FOOD SERVICE	(723,415)	(629,035)
MEDICAL BENEFITS	7,832,344	13,115,740
STUDENT ACTIVITY	3,863,640	3,891,546
	<hr/>	<hr/>
TOTAL	10,972,569	16,378,251

PARKWAY SCHOOL DISTRICT
MODIFIED ACCRUAL REVENUE SCHEDULE
August 2024

	YEAR TO DATE 8/31/24				YEAR TO DATE 8/31/23				CHANGE FROM PRIOR YEAR	
	BUDGETED REVENUE	REVENUE REALIZED	% REALIZED	BALANCE TO BE REALIZED	REVENUE 6/30/24	REVENUE REALIZED	% REALIZED	BALANCE TO BE REALIZED	\$	%
LOCAL										
Property Taxes	199,697,945	-	0.00%	199,697,945	202,928,601	-	0.00%	202,928,601	-	0.00%
Delinquent Property Taxes	-	-	0.00%	-	(2,967,512)	-	0.00%	(2,967,512)	-	0.00%
Prop C	19,884,625	-	0.00%	19,884,625	22,305,887	-	0.00%	22,305,887	-	0.00%
M&M Surtax	5,547,741	(3,869)	-0.07%	5,551,610	5,503,188	-	0.00%	5,503,188	(3,869)	0.00%
Food Service	4,228,434	401,876	9.50%	3,826,558	3,980,039	360,339	9.05%	3,619,700	41,537	11.53%
Other Local	6,916,473	465,569	6.73%	6,450,904	5,783,989	306,688	5.30%	5,477,301	158,881	51.81%
VICC-VST Revenue	1,331,647	-	0.00%	1,331,647	4,834,708	-	0.00%	4,834,708	-	0.00%
TOTAL LOCAL	237,606,865	863,576	0.36%	236,743,289	242,368,900	667,027	0.28%	241,701,873	196,549	29.47%
INTEREST	4,800,000	1,447,472	30.16%	3,352,528	8,828,371	1,046,746	11.86%	7,781,625	400,726	4.54%
COUNTY	3,703,163	272,514	7.36%	3,430,649	3,959,167	233,736	5.90%	3,725,431	38,778	0.98%
STATE										
Basic Formula	502,462	-	0.00%	502,462	2,094,482	319,488	15.25%	1,774,994	(319,488)	-15.25%
Classroom Trust	7,704,375	1,504,721	19.53%	6,199,654	6,690,550	1,132,512	16.93%	5,558,038	372,209	5.56%
Transportation	4,400,000	728,730	16.56%	3,671,270	4,333,666	824,281	19.02%	3,509,385	(95,551)	-2.20%
Other State	1,114,858	33,661	3.02%	1,081,197	2,153,710	5,000	0.23%	2,148,710	28,661	1.33%
TOTAL STATE	13,721,695	2,267,112	16.52%	11,454,583	15,272,408	2,281,281	14.94%	12,991,127	(14,169)	-0.09%
FEDERAL										
Federal Food Service	2,276,045	-	0.00%	2,276,045	2,727,610	72,799	2.67%	2,654,811	(72,799)	-2.67%
Other Federal Entitlements	3,379,936	8,917	0.26%	3,371,019	8,489,832	163,777	1.93%	8,326,055	(154,860)	-1.82%
TOTAL FEDERAL	5,655,981	8,917	0.16%	5,647,064	11,217,442	236,576	2.11%	10,980,866	(227,659)	-2.03%
OTHER FINANCING SOURCES										
Transportation Reimbursement	2,256,786	301,898	13.38%	1,954,888	2,734,220	98,127	3.59%	2,636,093	203,771	7.45%
Tuition From Other Districts	17,701	-	0.00%	17,701	119,020	-	0.00%	119,020	-	0.00%
Sale Of Property	5,359	141	2.63%	5,218	9,736	1,990	20.44%	7,746	(1,849)	-18.99%
TOTAL OTHER FINANCING SOURCES	2,279,846	302,039	13.25%	1,977,807	2,862,976	100,117	3.50%	2,762,859	201,922	7.05%
SUB-TOTAL OPERATING REVENUE	267,767,550	5,161,630	1.93%	262,605,920	284,509,264	4,565,483	1.60%	279,943,781	596,147	0.21%
STUDENT ACTIVITIES	3,500,000	332,682	9.51%	3,167,318	3,560,473	370,758	10.41%	3,189,715	(38,076)	-1.07%
TOTAL OPERATING REVENUE	271,267,550	5,494,312	2.03%	265,773,238	288,069,737	4,936,241	1.71%	283,133,496	558,071	0.19%
NON-OPERATING REVENUES										
2018 Bond Issue Interest/Premium	-	-	0.00%	-	59,162	-	0.00%	59,162	-	0.00%
2022 Bond Issue Interest/Premium	900,000	288,145	32.02%	611,855	4,554,261	756,281				
2022 Sale of Bonds	-	-	0.00%	-	-	-				
Debt Service Property Taxes	30,100,896	-	0.00%	30,100,896	30,587,860	-	0.00%	30,587,860	-	0.00%
Debt Service Delinquent Prop. Taxes	-	-	0.00%	-	(448,073)	-	0.00%	(448,073)	-	0.00%
Debt Service Interest/Premium	750,000	64,501	8.60%	685,499	1,226,541	190,759	15.55%	1,035,782	(126,258)	-10.29%
Debt Service County Revenue	746,037	-	0.00%	746,037	784,755	349	0.04%	784,406	(349)	-0.04%
Cap. Projects Property Taxes	81,911	-	0.00%	81,911	2,977,635	-	0.00%	2,977,635	-	0.00%
Cap. Projects Delinquent Prop. Taxes	-	-	0.00%	-	(43,271)	-	0.00%	(43,271)	-	0.00%
Capital Projects Local	292,320	-			39,511	-	0.00%	39,511	-	0.00%
Capital Projects M&M Surtax	-	-			80,750	-	0.00%	80,750	-	0.00%
Capital Projects County	101,650	-			66,631	45	0.00%	66,586	(45)	-0.07%
Capital Projects Federal/Other	26,985	596	2.21%	26,389	-	10,630	0.00%	(10,630)	(10,034)	0.00%
Capital Interest/Premium	1,000	13	1.27%	987	5530.00	-	0.00%	5,530	13	0.23%
TOTAL ALL REVENUE SOURCES	304,268,349	5,847,566	1.92%	298,420,783	327,961,029	5,894,305	1.80%	322,066,724	(46,739)	-0.01%

EXPENDITURE SUMMARY BY OBJECT
TOTAL ALL FUNDS
August 2024

	BUDGET 2024-2025	ACTUAL EXPENDITURES YTD 8/31/24	% EXPENDED 2024-2025	ACTUAL** EXPENDITURES 06/30/2024	ACTUAL EXPENDITURES YTD 8/31/2023	% EXPENDED 2023-2024	CHANGE FROM PRIOR YEAR \$ %	
SALARIES								
Certificated	127,940,015	10,660,386	8.33%	121,773,248	10,679,100	8.77%	(18,714)	-0.18%
Classified	39,190,616	3,336,928	8.51%	36,279,330	3,133,790	8.64%	203,138	6.48%
TOTAL SALARIES	167,130,631	13,997,314	8.38%	158,052,578	13,812,890	8.74%	184,424	1.34%
BENEFITS								
Retirement, Social Security, and Medicare	29,538,788	2,335,037	7.90%	26,625,828	2,314,474	8.69%	20,563	0.89%
Medical, Dental, WC, and Life Insurance	28,527,843	2,073,464	7.27%	25,670,762	1,712,741	6.67%	360,723	21.06%
TOTAL BENEFITS	58,066,631	4,408,501	7.59%	52,296,590	4,027,215	7.70%	381,286	9.47%
PURCHASED SERVICES								
Substitute Services	3,558,576	58,508	1.64%	3,494,182	53,972	1.54%	4,536	8.40%
Tuition	1,055,130	18,300	1.73%	673,906	4,288	0.64%	14,012	326.77%
Professional Services	2,951,913	139,726	4.73%	2,724,554	183,243	6.73%	(43,517)	-23.75%
Audit	45,000	-	0.00%	45,000	-	0.00%	-	0.00%
Technical Services	161,500	103,920	64.35%	157,617	9,000	5.71%	94,920	1054.66%
Legal Services	200,000	-	0.00%	173,684	-	0.00%	-	0.00%
Property Services	3,575,006	488,028	13.65%	3,842,192	274,671	7.15%	213,357	77.68%
Travel & Contracted Trans.	1,781,058	53,883	3.03%	1,688,977	37,600	2.23%	16,283	43.31%
Property Insurance	1,401,997	687,257	49.02%	1,215,243	-	0.00%	687,257	0.00%
Liability Insurance	1,168,640	572,329	48.97%	1,130,466	-	0.00%	572,329	0.00%
Other Purchased Services	4,830,613	353,258	7.31%	5,064,798	381,133	7.53%	(27,875)	-7.31%
TOTAL PURCHASED SERVICES	20,729,433	2,475,208	11.94%	20,210,619	943,907	4.67%	1,531,301	162.23%
CONSUMABLES								
General Supplies	6,772,357	716,162	10.57%	4,803,431	920,849	19.17%	(204,687)	-22.23%
Instructional Supplies	7,459,974	4,169,552	55.89%	6,432,764	3,917,355	60.90%	252,197	6.44%
Textbooks and Library Books	1,537,760	1,071,166	69.66%	1,710,464	144,675	8.46%	926,491	640.39%
Gasoline/Diesel	867,000	40,500	4.67%	690,203	33,715	4.88%	6,785	20.12%
Energy Services	3,775,000	362,298	9.60%	3,688,258	375,062	10.17%	(12,764)	-3.40%
Food Service Supplies	2,548,800	-	0.00%	1,930,314	20,822	1.08%	(20,822)	-100.00%
TOTAL CONSUMABLES	22,960,891	6,359,677	27.70%	19,255,434	5,412,478	28.11%	947,199	17.50%
SUBTOTAL OPERATING EXPENSES	268,887,585	27,240,700	10.13%	249,815,221	24,196,490	9.69%	3,044,210	12.58%
STUDENT ACTIVITIES	3,500,000	238,162	6.80%	3,451,328	232,295	6.73%	5,867	0.07%
ANTICIPATED EXPENDITURE SAVINGS	(3,500,000)	-	0.00%	-	-	0.00%	-	0.00%
TOTAL OPERATING EXPENSES	268,887,585	27,478,862	10.22%	253,266,549	24,428,785	9.65%	3,050,077	12.49%
CAPITAL OUTLAY - NON BOND EXPENSES								
Land Improvement	-	564,620	0.00%	107,171	-	0.00%	564,620	0.00%
Building Alterations	1,794,000	37,623	2.10%	787,049	46,500	5.91%	(8,877)	-19.09%
General Equipment	1,352,900	28,555	2.11%	960,772	15,986	1.66%	12,569	78.63%
Instructional Equipment	158,040	-	0.00%	198,338	33,866	17.07%	(33,866)	-100.00%
Technology Equipment	318,295	15,934	5.01%	129,671	5,807	4.48%	10,127	174.39%
Student Activity	-	-	0.00%	176,907	16,037	9.07%	-	0.00%
Vehicles	278,000	-	0.00%	333,085	49,400	14.83%	(49,400)	-100.00%
School Buses	-	-	0.00%	1,221,940	-	0.00%	-	0.00%
TOTAL CAPITAL OUTLAY	3,901,235	646,732	16.58%	3,914,933	167,596	4.28%	479,136	285.89%
2018 BOND ISSUE EXPENDITURES	10,000	-	0.00%	6,917,012	592,961	0.00%	(592,961)	-100.00%
2022 BOND ISSUE EXPENDITURES	48,462,585	3,251,211		19,535,305	7,402,998	37.90%	(4,151,787)	-56.08%
CAPITAL FUND - BUS LEASES	-	-	0.00%	119,928	-	0.00%	-	0.00%
DEBT SERVICE - GO BONDS	26,063,734	5,306,316	20.36%	26,592,864	5,126,994	0.00%	179,322	3.50%
GRAND TOTAL EXPENSES	347,325,139	36,683,122	10.56%	310,346,591	37,719,334	12.15%	(1,036,212)	-2.75%

FOOD SERVICE
STATEMENT OF INCOME AND EXPENSE
August 31, 2024

	BUDGET FY25	CURRENT MONTH	ACTUAL EXPENDITURES YTD 08/31/2024	% EXPENDED	PRIOR YEAR ACTUAL FY24	PRIOR YEAR TO DATE YTD 08/31/2023	PRIOR YEAR % EXPENDED
RESERVE FOOD SERVICE SURPLUS		(\$1,189,425)	(\$1,124,975)		(\$1,224,875)	(\$1,224,875)	
INCOME							
LOCAL	4,173,309	384,194	401,876	9.63%	3,980,039	338,162	8.50%
STATE	19,548	-	-	0.00%	30,272	-	0.00%
FEDERAL	2,302,891	-	-	0.00%	2,727,610	-	0.00%
TOTAL INCOME	6,495,748	384,194	401,876	6.19%	6,737,921	338,162	5.02%
COST OF GOODS SOLD:							
Beginning Inventory		96,375	143,366		206,714	180,518	87.33%
Add: Purchases-Food	2,648,800	-	-	0.00%	2,071,436	20,288	0.98%
Purchases-Other	-	-	-	0.00%	-	-	0.00%
Goods Available		96,375	143,366		2,278,150	200,806	8.81%
Less: Ending Inventory		198,688	198,688		141,964	253,389	178.49%
TOTAL COST OF GOODS	2,648,800	(102,313)	(55,322)	-2.09%	2,136,186	(52,583)	-2.46%
GROSS MARGIN	\$3,846,948	486,507	457,198	11.88%	4,601,735	390,745	8.49%
OPERATION COSTS:							
Salaries	787,054	10,295	11,455	1.46%	773,910	6,857	0.89%
Fringe Benefits	437,906	1,602	2,058	0.47%	419,918	2,230	0.53%
Purchased Services	2,735,200	1,601	1,721	0.06%	3,291,057	112,211	3.41%
Operating Supplies	126,614	6,997	40,404	31.91%	63,859	1,171	1.83%
Credit for Services	(100,000)	-	-	100.00%	(141,122)	-	0.00%
Total Operating Costs	3,986,774	20,496	55,638	1.40%	4,407,623	122,469	2.78%
INCOME (LOSS) FROM OPERATIONS	(139,826)	466,011	401,560		194,112	268,276	138.21%
EQUIPMENT	200,000	-	-	0.00%	94,212	-	0.00%
RESERVE FOOD SERVICE SURPLUS		(\$723,415)	(\$723,415)		(\$1,124,975)	(\$956,598)	85.03%

**Parkway School District
Building Location Recap Report**

Fiscal Year 2025 Through Period 2 Run Date: 11-13-2024 @ 09:37:30

	Budget	Expended	Encumbrances	Unexpended
FERN RIDGE HIGH	33,060.00	2,865.47	0.00	30,194.53
CENTRAL HIGH	261,785.00	17,515.22	39,974.04	204,295.74
NORTH HIGH	194,955.00	5,096.10	18,741.29	171,117.61
WEST HIGH	280,440.00	20,731.01	46,350.02	213,358.97
SOUTH HIGH	297,455.00	14,495.88	32,749.39	250,209.73
SOUTHWEST MIDDLE	120,870.00	19,361.30	19,133.38	82,375.32
CENTRAL MIDDLE	132,345.00	37,058.95	8,785.18	86,500.87
NORTHEAST MIDDLE	128,673.00	51,897.58	6,516.08	70,259.34
SOUTH MIDDLE	87,057.00	6,837.95	29,775.21	50,443.84
WEST MIDDLE	124,542.00	26,481.27	2,102.50	95,958.23
MCKELVEY PRIMARY	30,530.00	6,427.08	0.00	24,102.92
BARRETS ELEM.	54,528.00	12,465.16	666.43	41,396.41
BELLERIVE ELEM.	63,048.00	13,748.21	2,652.58	46,647.21
CARMAN TRAILS ELEM.	51,404.00	5,810.18	10,001.54	35,592.28
CLAYMONT ELEM.	68,018.00	17,644.93	4,208.03	46,165.04
CRAIG ELEM.	64,468.00	7,742.76	0.00	56,725.24
GREEN TRAILS ELEM.	51,972.00	12,509.76	2,686.59	36,775.65
HANNA WOODS ELEM.	51,404.00	6,215.06	-27,501.62	72,690.56
HENRY ELEM.	73,414.00	22,148.91	3,136.33	48,128.76
HIGHCROFT ELEM.	49,132.00	11,868.63	1,298.39	35,964.98
MASON RIDGE ELEM.	55,948.00	10,097.16	1,225.89	44,624.95
MCKELVEY INTERMEDIATE	61,344.00	9,303.03	6,621.59	45,419.38
OAK BROOK ELEM.	52,966.00	9,637.46	4,432.67	38,895.87
PIERREMONT ELEM.	70,148.00	16,695.34	16,130.30	37,322.36
RIVER BEND ELEM.	52,114.00	11,757.98	0.00	40,356.02
ROSS ELEM.	54,102.00	1,909.55	9,125.65	43,066.80
SORRENTO SPRINGS ELEM.	42,600.00	7,037.25	1,898.76	33,663.99
SHENANDOAH VALLEY ELEM.	57,936.00	2,313.08	610.15	55,012.77
WREN HOLLOW ELEM.	59,072.00	19,097.59	0.00	39,974.41
 Grand Total for Funds 10-12	 2,675,825.00	 406,769.85	 241,091.13	 2,027,964.02
Grand Total for Fund 20	0.00	0.00	0.00	0.00
Grand Total for Fund 30	0.00	0.00	0.00	0.00
Grand Total for Funds 40-41	49,505.00	0.00	229.24	49,275.76
Grand Total All	2,725,330.00	406,769.85	241,320.37	2,077,239.78

**Parkway School District
Consolidated Budget - Programs Recap Report**

Fiscal Year 2025 Through Period 2 Run Date: 11-13-2024 @ 09:34:46

	Budget	Expended	Encumbrances	Unexpended
SPECIAL READING	17,198.00	3,616.68	2,018.11	11,563.21
COMM ARTS	89,862.00	25,984.37	3,070.53	60,807.10
MATHEMATICS	46,423.00	6,637.99	2,139.05	37,645.96
FINE ARTS	131,294.00	29,376.94	19,994.35	81,922.71
PHYSICAL EDUCATION	64,777.00	8,418.50	7,789.09	48,569.41
SCIENCE	78,341.00	5,452.75	4,839.20	68,049.05
SOCIAL STUDIES	60,084.00	7,190.27	3,401.49	49,492.24
INSTRUCTIONAL TECHNOLOGY	61,869.00	15,794.14	3,890.25	42,184.61
GUIDANCE	23,254.00	2,209.30	479.00	20,565.70
ART	135,233.00	39,946.27	44,064.13	51,222.60
BLDG ADMIN SERVICES	1,634,573.50	246,330.05	107,599.23	1,280,644.22
AUDIO VISUAL SERVICES	1,300.00	0.00	0.00	1,300.00
BUSINESS EDUCATION	29,109.00	393.93	150.00	28,565.07
MODERN CLASSICAL LANG	29,384.00	698.81	0.00	28,685.19
FAMILY AND CONSUMER SC	77,536.00	481.69	3,400.00	73,654.31
INDUSTRIAL ARTS	45,785.00	145.06	11,095.00	34,544.94
STUDENT BODY ACT	86,300.00	4,568.02	15,365.79	66,366.19
COOP VOC ED	1,580.00	0.00	0.00	1,580.00
UNIFIED STUDIES	2,200.00	0.00	0.00	2,200.00
SPEECH	19,128.00	99.94	1,000.00	18,028.06
LIBRARY SVCS	71,040.00	6,777.81	10,856.78	53,405.41
HEALTH ED	5,425.00	2.24	0.00	5,422.76
EEE CAMP	1,675.00	0.00	0.00	1,675.00
ESOL	2,244.00	106.53	98.30	2,039.17
GIFTED EDUCATION	9,415.50	2,538.56	70.07	6,806.87
SPECIAL SERVICES	300.00	0.00	0.00	300.00
INSTRUCTIONAL STAFFING	150,305,292.80	10,455,292.23	0.00	139,850,000.5
BLDG LEVEL STAFFING	18,534,000.00	2,196,199.02	0.00	16,337,800.98
ATHLETICS	2,105,381.00	215,975.45	231,306.50	1,658,099.05
ADULT BASIC EDUCATION	1,027,681.00	131,751.90	5,212.62	890,716.48
SWIM CLUB	296,253.00	0.00	0.00	296,253.00
EARLY CHILDHOOD	2,509,045.00	112,699.13	2,045.10	2,394,300.77
PRESCHOOLS	2,615,524.00	191,143.90	249.84	2,424,130.26
PARK ROCK COMM ED	100,000.00	0.00	0.00	100,000.00
STUDENT SERVICES	1,379,309.00	115,500.09	616,869.00	646,939.91
PUPIL PERSONNEL	1,843,712.00	106,355.26	0.00	1,737,356.74
HEALTH SERVICES	3,115,311.00	489,606.35	12,811.45	2,612,893.20
GUIDANCE AND COUNSELING	273,641.00	29,016.34	62,367.51	182,257.15

**Parkway School District
Consolidated Budget - Programs Recap Report**

Fiscal Year 2025 Through Period 2 Run Date: 11-13-2024 @ 09:34:46

	Budget	Expended	Encumbrances	Unexpended
SEB SUPPORT	256,857.00	26,576.25	4,249.00	226,031.75
DATA MGMT/RESEARCH	288,729.00	38,183.00	0.00	250,546.00
STUDENT DISC & ALT STUDIES	539,260.00	44,393.11	0.00	494,866.89
SPECIAL SERVICES	418,385.00	78,906.21	0.00	339,478.79
ASST SUPER OF STUDENT SERV	271,788.00	37,737.91	30,175.91	203,874.18
TEACH LEARN ACCOUNTABILITY	5,193,833.00	1,982,620.85	438,293.60	2,772,918.55
PROFESSIONAL LEARNING	799,925.00	79,929.18	7,139.20	712,856.62
READING DIAGNOSTICS	120,866.00	10,903.25	2,200.00	107,762.75
INSTRUC TECH LIBRARY MEDIA	1,272,367.00	225,921.70	40,780.28	1,005,665.02
STUDENT ASSESSMENT	294,156.00	25,129.53	21,000.00	248,026.47
PROGRESS MONITORING	228,039.00	17,583.90	0.00	210,455.10
ELEM COMM ARTS	1,400.00	0.00	0.00	1,400.00
ELEM SOC STUDIES	22,500.00	0.00	0.00	22,500.00
ELEM MATH	3,900.00	620.35	0.00	3,279.65
ELEM SCIENCE	2,300.00	0.00	0.00	2,300.00
MIDD ELA	1,050.00	92.00	0.00	958.00
MIDD SOC STUDIES	750.00	0.00	0.00	750.00
MIDD MATH	13,700.00	2,497.25	0.00	11,202.75
MIDD SCIENCE	11,200.00	0.00	0.00	11,200.00
HIGH ELA	23,005.00	0.00	0.00	23,005.00
HIGH SOC STUDIES	3,190.00	0.00	0.00	3,190.00
HIGH MATH	6,600.00	0.00	0.00	6,600.00
HIGH SCIENCE	3,100.00	0.00	0.00	3,100.00
FINE ARTS	244,945.00	30,341.79	64,564.36	150,038.85
PHYSICAL EDUC	815.00	0.00	0.00	815.00
GIFTED	32,750.00	1,150.18	8,996.26	22,603.56
ESOL	52,800.00	1,199.59	39,294.83	12,305.58
WORLD LANGUAGE	12,535.00	1,946.95	0.00	10,588.05
CAREER & TECH ED	8,850.00	0.00	0.00	8,850.00
CHOICE	1,048,589.00	11,526.87	915,856.89	121,205.24
INSTRUCTIONAL TECHNOLOGY	23,500.00	0.00	0.00	23,500.00
PATH	145,013.00	11,155.84	0.00	133,857.16
OASIS PROGRAM	9,150.00	8,241.61	0.00	908.39
OUTDOOR SCHOOL	23,600.00	-14,180.05	406,514.49	-368,734.44
SUMMER SCHOOL	760,564.00	178,244.59	0.00	582,319.41
VIRTUAL CAMPUS	1,933,634.20	140,047.89	0.00	1,793,586.31
CAMP FUNTASTIC	0.00	89,971.41	0.00	-89,971.41
BOARD OF EDUCATION	197,929.00	9,897.00	0.00	188,032.00

**Parkway School District
Consolidated Budget - Programs Recap Report**

Fiscal Year 2025 Through Period 2 Run Date: 11-13-2024 @ 09:34:46

	Budget	Expended	Encumbrances	Unexpended
SUPERINTENDENT	542,528.00	79,040.03	0.00	463,487.97
DISTRICT DUES	205,512.00	86,426.93	41,404.69	77,680.38
LEGAL SERVICES	200,000.00	0.00	175,000.00	25,000.00
DEPUTY SUPERINTENDENT	395,831.00	49,085.09	4,920.00	341,825.91
CHIEF FINANCIAL OFFICER	394,143.00	56,141.25	1,000.00	337,001.75
COMMUNICATIONS	1,180,387.00	216,997.80	6,975.00	956,414.20
SAFETY SECURITY	1,558,714.00	98,808.92	457,963.08	1,001,942.00
SPECIAL PROJECTS	508,639.00	14,015.95	23,618.92	471,004.13
FINANCE	1,383,129.00	160,843.18	47,140.18	1,175,145.64
INTERNAL EQUIP FIN	412,146.00	64,472.13	372,626.26	-24,952.39
RISK MGMT	4,441,518.00	1,303,685.98	152,993.19	2,984,838.83
FOOD SERVICES	6,803,480.00	55,637.65	5,281,368.74	1,466,473.61
PURCHASING	340,948.00	47,380.86	348.73	293,218.41
PRINT SHOP	72,255.00	14,337.93	3,450.00	54,467.07
SCHOOL STORES	181,247.00	-4,268.71	7,381.00	178,134.71
WAREHOUSE	725,637.00	71,789.23	6,306.43	647,541.34
MAILROOM	68,452.00	5,923.69	1,500.00	61,028.31
TECHNOLOGY	10,174,954.00	3,794,086.81	858,653.88	5,522,213.31
HUMAN RESOURCES	1,407,714.00	244,444.70	12,912.72	1,150,356.58
TRANSPORTATION	7,574,997.00	373,221.19	580,527.29	6,621,248.52
SSD TRANSPORTATION	2,594,075.00	91,140.01	0.00	2,502,934.99
CUSTODIAL	9,782,392.00	994,351.24	144,702.00	8,643,338.76
FACILITY MAINTENANCE	6,596,531.00	710,394.65	847,843.85	5,038,292.50
GROUNDS MAINTENANCE	2,269,684.00	141,761.08	262,433.50	1,865,489.42
PLANNING	1,973,650.00	807,327.20	310,714.04	855,608.76
ENVIRONMENTAL SVCS	855,134.00	161,712.54	143,843.16	549,578.30
FACILITY MANAGEMENT	895,993.00	81,515.54	40,833.93	773,643.53
REBATE PROJECTS	150,000.00	0.00	50,749.00	99,251.00
ENERGY SERVICES	4,419,000.00	423,255.10	3,388,904.38	606,840.52
SUSTAINABILITY	588,595.00	44,347.88	415,755.02	128,492.10
2018 BOND	10,000.00	0.00	0.00	10,000.00
2022 BOND	48,462,585.00	3,251,211.41	33,070,201.08	12,141,172.51
DEBT SERVICE	26,063,734.00	5,306,315.64	0.00	20,757,418.36
STATE GRANTS	285,487.00	0.00	0.00	285,487.00
FEDERAL GRANTS	2,585,729.00	181,848.91	11,034.00	2,392,846.09
LOCAL GRANTS	118,265.00	26,760.40	50,027.97	41,476.63

Parkway School District Consolidated Budget - Programs Recap Report

Fiscal Year 2025 Through Period 2 Run Date: 11-13-2024 @ 09:34:46

	Budget	Expended	Encumbrances	Unexpended
Grand Total for Funds 10-12	95,476,513.00	13,213,183.69	15,911,892.52	66,351,436.79
Grand Total for Fund 20	173,161,072.00	14,027,516.44	0.00	159,133,555.56
Grand Total for Fund 30	26,063,734.00	5,306,315.64	0.00	20,757,418.36
Grand Total for Funds 40-41	4,151,235.00	646,732.71	942,285.65	14,713,389.15
 Grand Total All	 347,325,139.00	 36,444,959.89	 49,924,379.25	 260,955,799.86

**Parkway School District
Program Budget - Programs Recap Report**

Fiscal Year 2025 Through Period 2 Run Date: 11-13-2024 @ 09:38:53

	Budget	Expended	Encumbrances	Unexpended
SPECIAL READING	17,198.00	3,616.68	2,018.11	11,563.21
COMM ARTS	89,862.00	25,984.37	3,070.53	60,807.10
MATHEMATICS	46,423.00	6,637.99	2,139.05	37,645.96
FINE ARTS	131,294.00	29,376.94	19,994.35	81,922.71
PHYSICAL EDUCATION	64,777.00	8,418.50	7,789.09	48,569.41
SCIENCE	78,341.00	5,452.75	4,839.20	68,049.05
SOCIAL STUDIES	60,084.00	7,190.27	3,401.49	49,492.24
INSTRUCTIONAL TECHNOLOGY	61,869.00	15,794.14	3,890.25	42,184.61
GUIDANCE	23,254.00	2,209.30	479.00	20,565.70
ART	135,233.00	39,946.27	44,064.13	51,222.60
BLDG ADMIN SERVICES	1,634,573.50	246,330.05	107,599.23	1,280,644.22
AUDIO VISUAL SERVICES	1,300.00	0.00	0.00	1,300.00
BUSINESS EDUCATION	29,109.00	393.93	150.00	28,565.07
MODERN CLASSICAL LANG	29,384.00	698.81	0.00	28,685.19
FAMILY AND CONSUMER SC	77,536.00	481.69	3,400.00	73,654.31
INDUSTRIAL ARTS	45,785.00	145.06	11,095.00	34,544.94
STUDENT BODY ACT	86,300.00	4,568.02	15,365.79	66,366.19
COOP VOC ED	1,580.00	0.00	0.00	1,580.00
UNIFIED STUDIES	2,200.00	0.00	0.00	2,200.00
SPEECH	19,128.00	99.94	1,000.00	18,028.06
LIBRARY SVCS	71,040.00	6,777.81	10,856.78	53,405.41
HEALTH ED	5,425.00	2.24	0.00	5,422.76
EEE CAMP	1,675.00	0.00	0.00	1,675.00
ESOL	2,244.00	106.53	98.30	2,039.17
GIFTED EDUCATION	9,415.50	2,538.56	70.07	6,806.87
SPECIAL SERVICES	300.00	0.00	0.00	300.00
INSTRUCTIONAL STAFFING	3,289,000.00	56,927.18	0.00	3,232,072.82
ATHLETICS	1,179,542.00	77,729.30	231,306.50	870,506.20
ADULT BASIC EDUCATION	135,224.00	4,372.46	5,212.62	125,638.92
EARLY CHILDHOOD	311,200.00	7,471.69	2,045.10	301,683.21
PRESCHOOLS	268,900.00	9,312.84	249.84	259,337.32
PARK ROCK COMM ED	100,000.00	0.00	0.00	100,000.00
STUDENT SERVICES	1,127,250.00	93,223.02	616,869.00	417,157.98
HEALTH SERVICES	100,870.00	7,116.49	12,811.45	80,942.06
GUIDANCE AND COUNSELING	112,400.00	2,932.56	62,367.51	47,099.93
SEB SUPPORT	100,000.00	1,341.24	4,249.00	94,409.76

**Parkway School District
Program Budget - Programs Recap Report**

Fiscal Year 2025 Through Period 2 Run Date: 11-13-2024 @ 09:38:53

	Budget	Expended	Encumbrances	Unexpended
DATA MGMT/RESEARCH	79,850.00	6,726.18	0.00	73,123.82
STUDENT DISC & ALT STUDIES	30,350.00	0.00	0.00	30,350.00
SPECIAL SERVICES	62,875.00	9,200.49	0.00	53,674.51
ASST SUPER OF STUDENT SERV	44,900.00	2,719.98	30,175.91	12,004.11
TEACH LEARN ACCOUNTABILITY	2,853,682.00	1,647,613.25	438,293.60	767,775.15
PROFESSIONAL LEARNING	546,144.00	27,123.97	7,139.20	511,880.83
READING DIAGNOSTICS	15,315.00	2,442.00	2,200.00	10,673.00
INSTRUC TECH LIBRARY MEDIA	453,256.00	129,948.37	40,780.28	282,527.35
STUDENT ASSESSMENT	144,830.00	0.00	21,000.00	123,830.00
ELEM COMM ARTS	1,400.00	0.00	0.00	1,400.00
ELEM SOC STUDIES	22,500.00	0.00	0.00	22,500.00
ELEM MATH	3,900.00	620.35	0.00	3,279.65
ELEM SCIENCE	2,300.00	0.00	0.00	2,300.00
MIDD ELA	1,050.00	92.00	0.00	958.00
MIDD SOC STUDIES	750.00	0.00	0.00	750.00
MIDD MATH	13,700.00	2,497.25	0.00	11,202.75
MIDD SCIENCE	11,200.00	0.00	0.00	11,200.00
HIGH ELA	23,005.00	0.00	0.00	23,005.00
HIGH SOC STUDIES	3,190.00	0.00	0.00	3,190.00
HIGH MATH	6,600.00	0.00	0.00	6,600.00
HIGH SCIENCE	3,100.00	0.00	0.00	3,100.00
FINE ARTS	244,945.00	30,244.90	64,564.36	150,135.74
PHYSICAL EDUC	815.00	0.00	0.00	815.00
GIFTED	32,750.00	1,150.18	8,996.26	22,603.56
ESOL	52,800.00	902.90	39,294.83	12,602.27
WORLD LANGUAGE	12,535.00	1,946.95	0.00	10,588.05
CAREER & TECH ED	8,850.00	0.00	0.00	8,850.00
CHOICE	948,535.00	3,494.11	915,856.89	29,184.00
INSTRUCTIONAL TECHNOLOGY	23,500.00	0.00	0.00	23,500.00
PATH	11,680.00	130.15	0.00	11,549.85
OASIS PROGRAM	9,150.00	8,150.00	0.00	1,000.00
OUTDOOR SCHOOL	23,600.00	-14,476.60	406,514.49	-368,437.89
SUMMER SCHOOL	40,000.00	3,830.82	0.00	36,169.18
VIRTUAL CAMPUS	500.00	0.00	0.00	500.00
CAMP FUNTASTIC	0.00	2,812.14	0.00	-2,812.14
BOARD OF EDUCATION	197,929.00	9,897.00	0.00	188,032.00

**Parkway School District
Program Budget - Programs Recap Report**

Fiscal Year 2025 Through Period 2 Run Date: 11-13-2024 @ 09:38:53

	Budget	Expended	Encumbrances	Unexpended
SUPERINTENDENT	37,815.00	1,311.09	0.00	36,503.91
DISTRICT DUES	205,512.00	86,426.93	41,404.69	77,680.38
LEGAL SERVICES	200,000.00	0.00	175,000.00	25,000.00
DEPUTY SUPERINTENDENT	89,529.00	4,433.20	4,920.00	80,175.80
CHIEF FINANCIAL OFFICER	17,250.00	3,096.69	1,000.00	13,153.31
COMMUNICATIONS	302,326.00	87,598.66	6,975.00	207,752.34
SAFETY SECURITY	964,417.00	33,784.50	457,963.08	472,669.42
SPECIAL PROJECTS	405,300.00	2,114.45	23,618.92	379,566.63
FINANCE	149,350.00	9,350.54	47,140.18	92,859.28
INTERNAL EQUIP FIN	412,146.00	64,472.13	372,626.26	-24,952.39
RISK MGMT	2,547,532.00	1,227,595.39	15,000.00	1,304,936.61
FOOD SERVICES	5,578,520.00	42,125.30	5,281,368.74	255,025.96
PURCHASING	12,349.00	9.84	348.73	11,990.43
PRINT SHOP	4,275.00	4,920.64	3,450.00	-4,095.64
SCHOOL STORES	15,900.00	-6,665.25	7,381.00	15,184.25
WAREHOUSE	79,900.00	5,309.06	6,306.43	68,284.51
MAILROOM	17,480.00	0.00	1,500.00	15,980.00
TECHNOLOGY	6,431,713.00	3,313,928.91	858,653.88	2,259,130.21
HUMAN RESOURCES	184,940.00	14,623.37	12,912.72	157,403.91
TRANSPORTATION	1,254,677.00	174,665.35	580,527.29	499,484.36
SSD TRANSPORTATION	230,656.00	17,627.19	0.00	213,028.81
CUSTODIAL	853,250.00	72,358.87	144,702.00	636,189.13
FACILITY MAINTENANCE	2,514,700.00	290,344.83	847,843.85	1,376,511.32
GROUNDS MAINTENANCE	884,000.00	45,601.83	262,433.50	575,964.67
PLANNING	992,400.00	688,065.86	310,714.04	-6,379.90
ENVIRONMENTAL SVCS	575,750.00	124,447.25	143,843.16	307,459.59
FACILITY MANAGEMENT	574,125.00	38,402.59	40,833.93	494,888.48
REBATE PROJECTS	150,000.00	0.00	50,749.00	99,251.00
ENERGY SERVICES	4,419,000.00	423,255.10	3,388,904.38	606,840.52
SUSTAINABILITY	498,440.00	30,595.20	415,755.02	52,089.78
2018 BOND	10,000.00	0.00	0.00	10,000.00
2022 BOND	48,462,585.00	3,251,211.41	33,070,201.08	12,141,172.51
DEBT SERVICE	26,063,734.00	5,306,315.64	0.00	20,757,418.36
FEDERAL GRANTS	1,586,184.00	118,845.96	11,034.00	1,456,304.04
LOCAL GRANTS	19,110.00	13,774.92	50,027.97	-44,692.89
STUDENT ACTIVITIES	4,734,548.48	180,656.72	371,884.91	4,182,006.85

**Parkway School District
Program Budget - Programs Recap Report**

Fiscal Year 2025 Through Period 2 Run Date: 11-13-2024 @ 09:38:53

	Budget	Expended	Encumbrances	Unexpended
Grand Total for Funds 10-12	44,614,485.48	8,952,099.65	16,128,959.79	19,533,426.04
Grand Total for Fund 20	3,558,576.00	58,507.78	0.00	3,500,068.22
Grand Total for Fund 30	26,063,734.00	5,306,315.64	0.00	20,757,418.36
Grand Total for Funds 40-41	4,151,235.00	646,732.71	959,110.10	14,696,564.70
 Grand Total All	 126,860,615.48	 18,214,867.19	 50,158,270.97	 58,487,477.32

- **GLOSSARY**

ACCOUNTS PAYABLE - Unpaid amounts currently owed to vendors for goods and services provided.

ACCOUNTS RECEIVABLE - Revenues earned but not yet received by the District.

AMOUNT PROVIDED FOR BOND PRINCIPAL - Amount available to meet current and future bond payments.

AMOUNT TO BE PROVIDED FOR PRINCIPAL AND INTEREST - The amount of funds needed to repay remaining bonded indebtedness. This is a “memo type” entry and does not represent an actual accumulation of cash.

BONDS AND INTEREST PAYABLE - CURRENT - Amount of bond principal and interest payable in future years.

CONSTRUCTION IN PROGRESS - Amounts expended to date on construction projects not completed. When completed, this account is reduced by the total cost of the completed projects.

ENCUMBRANCES - Obligations in the form of purchase orders, contracts, salary commitments, etc. for which a budgeted appropriation has been made.

EQUITY IN GENERAL FIXED ASSETS - Represents the appropriation of funds over a number of years to acquire land, buildings / improvements, and equipment. It is an offset to the respective asset accounts.

FUND BALANCE - The excess of assets over liabilities, which represent the “net worth” of a fund.

FUNDS - The four basic funds and their purposes are:

Capital Projects (Building) - Only capital equipment and building additions / alterations can be charged to this fund. Primary sources of revenue are property / delinquent taxes, building leases, investment income and sale of bonds.

Debt Service - Bond principal, interest and fees associated with the issue and redemption of bonds are the only expenses chargeable to this fund. Primary sources of revenue are property / delinquent taxes and investment income.

General (Incidental) - Expenses not specifically chargeable to other funds are charged to this fund. Primary sources of revenue are property / delinquent taxes, sales tax, investment income, minimum guarantee, VST, textbook, transportation and food service.

Special Revenue (Teachers) - Only salaries for certificated personnel and the cost medical / dental / vision / life insurance can be charged to this fund. Primary sources of revenue are property / delinquent taxes, investment income, state utility tax, minimum guarantee and VST.

INVENTORIES - Value of consumables purchased for future use.

PREPAID EXPENSES - Services paid for in advance of use (e.g. insurance).

RESERVE - Portion of the fund balance which is segregated for a future use and, therefore, not available for future appropriation.

RESERVE FOR BUDGETED ENCUMBRANCE - Funds budgeted and encumbered but not yet spent.

RESTRICTED RESERVE - Balances in the General Fund or Capital Projects Fund restricted as to the use (e.g. future medical / dental benefits) or unspent bond issue funds.

UNREALIZED REVENUES - Revenues budgeted but not yet realized.

UNSPENT BUDGETED FUNDS - Funds budgeted but not expended or encumbered.



FOR THE MONTH OF: AUGUST FY25

Attached are lists (alphabetical by vendor) of purchase orders and orders for payment \$500 to \$15,000 and \$15,000 + which the administration has approved in accordance with Policy #DJE BP.

Reports per DIC.BP

c: Carrie Nunn, Dawne Trokey, Christy Groner, Angela Lawson

ORDERS FOR PAYMENT
\$500 - \$15,000
AUGUST FY25

VENDOR	VENDOR NAME	OBJECT	DOC. #	AMOUNT	WARRANT	CHECK #	INVOICE
626422	ACE FITNESS SERVICES	6332	568204	\$ 609.93	REG	xxxxxx	5746
748084	AASPA-AMERICAN ASSOC	6371	572045	\$ 650.00	REG	xxxxxx	26860
702394	ADAMS	6391	571153	\$ 500.00	REG	xxxxxx	24-3
700592	AMAZON	6411	571278	\$ 519.84		0	571278
700592	AMAZON	6411	571279	\$ 519.84		0	571279
700592	AMAZON	6411	571280	\$ 519.84		0	571280
700592	AMAZON	6411	571281	\$ 519.84		0	571281
700592	AMAZON	6412	571012	\$ 549.00		0	571012
700592	AMAZON	6411	571735	\$ 568.67		0	571735
700592	AMAZON	6411	572011	\$ 652.42		0	572011
700592	AMAZON	6411	571054	\$ 659.39		0	571054
700592	AMAZON	6411	571042	\$ 662.66		0	571042
700592	AMAZON	6411	571039	\$ 730.96		0	571039
700592	AMAZON	6412	571277	\$ 738.00		0	571277
700592	AMAZON	6412	571277	\$ 738.00		0	571277
700592	AMAZON	6412	571277	\$ 738.00		0	571277
700592	AMAZON	6412	571277	\$ 738.00		0	571277
700592	AMAZON	6411	571736	\$ 753.64		0	571736
700592	AMAZON	6411	571682	\$ 757.08		0	571682
700592	AMAZON	6411	571772	\$ 778.45		0	571772
700592	AMAZON	6411	571070	\$ 783.63		0	571070
700592	AMAZON	6411	571067	\$ 946.57		0	571067
700592	AMAZON	6411	572381	\$ 1,057.00		0	572381
723745	ART'S LAWN MOWER	6411	570684	\$ 716.28	REG	xxxxxx	C052089
300092	AT&T MOBILITY	6361	572409	\$ 1,553.26		0	834829586X062024
300092	AT&T MOBILITY	6361	572408	\$ 3,563.00		0	0977230904
300092	AT&T MOBILITY	6361	572410	\$ 10,549.07		0	0826811811062524
7035	AXA EQUITABLE	2227	570572	\$ 8,277.50	EARLY	xxxxxx	080924 ROTHPR
7035	AXA EQUITABLE	2227	571884	\$ 8,357.50	EARLY	xxxxxx	082324 ROTHPR
701417	BELL ELECTRICAL	6411	571455	\$ 780.00	REG	xxxxxx	106944
999997	BLUE WAVE PRINTING A	6411	572420	\$ 550.18		0	572420
648817	CASUAL TEES	6411	569793	\$ 774.90	81524	xxxxx	76938
615571	CHESTERFIELD CHAMBER	6371	570406	\$ 605.00	REG	xxxxxx	54567
8523	CIRCUIT CLERK ACCT	2221	570555	\$ 506.14	EARLY	xxxxxx	080924 PAYROLL
8523	CIRCUIT CLERK ACCT	2221	571892	\$ 506.14	EARLY	xxxxxx	082324 PAYROLL
600300	COMPLETE MUSIC INC	6391	570130	\$ 795.00	EARLY	xxxxxx	091424 FINAL - CHS
626852	CONCOURSE TEAM EXPRE	6411	570306	\$ 555.00	REG	xxxxxx	INV1098425
626852	CONCOURSE TEAM EXPRE	6411	570307	\$ 720.00	REG	xxxxxx	INV1098424
626852	CONCOURSE TEAM EXPRE	6411	571934	\$ 752.50	REG	xxxxxx	INV1105689
626852	CONCOURSE TEAM EXPRE	6411	570830	\$ 803.00	REG	xxxxxx	INV1101613

VENDOR	VENDOR NAME	OBJECT	DOC. #	AMOUNT	WARRANT	CHECK #	INVOICE
626852	CONCOURSE TEAM EXPRE	6411	571452	\$ 840.00	REG	xxxxxx	INV1103999
626852	CONCOURSE TEAM EXPRE	6411	571629	\$ 879.92	REG	xxxxxx	INV1103487
626852	CONCOURSE TEAM EXPRE	6411	570771	\$ 923.00	REG	xxxxxx	INV1100034
654099	CREST INDUSTRIES INC	6411	572064	\$ 754.58	90524	xxxxx	2829011
622693	CROWN C SUPPLY	6411	570701	\$ 972.00	REG	xxxxxx	0038657699-001
626509	CROWN LIFT TRUCKS	6411	571457	\$ 510.00	REG	xxxxxx	190176821
623033	ELECTRONIC SUPPORT	6411	570862	\$ 527.29	REG	xxxxxx	P2024-4356-1
954332	EMPIRE PRINTING, LLC	6411	571527	\$ 791.24	REG	xxxxxx	55985-MU
954332	EMPIRE PRINTING, LLC	6411	571267	\$ 995.00		0	55965-MU
636343	EXPRESS GRAPHICS	6363	571458	\$ 569.02	REG	xxxxxx	5923
8070	FAMILY SUPPORT PAYME	2221	570558	\$ 1,305.85	EARLY	xxxxxx	080924 PAYROLL
8070	FAMILY SUPPORT PAYME	2221	571894	\$ 1,305.85	EARLY	xxxxxx	082324 PAYROLL
7040	FIDELITY RETIREMENT	2227	570574	\$ 8,238.40	EARLY	xxxxxx	080924 ROTHPR
7040	FIDELITY RETIREMENT	2227	571886	\$ 8,288.40	EARLY	xxxxxx	082324 ROTHPR
600150	FORD HOTEL & SUPPLY	6411	571364	\$ 955.53	REG	xxxxxx	1533768
601021	FROST ELECTRIC SUPPL	6411	570691	\$ 605.86	82924	xxxxx	S4671874.001
601021	FROST ELECTRIC SUPPL	6411	571456	\$ 979.68	82924	xxxxx	S4672113.001
999997	GAYLORD PALMS RSRT C	6343	572475	\$ 532.00		0	572475
999997	GAYLORD PALMS RSRT C	6343	572479	\$ 779.00		0	572479
999997	GAYLORD PALMS RSRT C	6343	572480	\$ 779.00		0	572480
999997	GAYLORD PALMS RSRT C	6343	572481	\$ 779.00		0	572481
999997	GAYLORD PALMS RSRT C	6343	572482	\$ 779.00		0	572482
999997	GAYLORD PALMS RSRT C	6343	572483	\$ 779.00		0	572483
999997	GAYLORD PALMS RSRT C	6343	572484	\$ 779.00		0	572484
999997	GAYLORD PALMS RSRT C	6343	572477	\$ 829.00		0	572477
815227	GOPHER SPORT	6411	571310	\$ 730.97		0	571310
1601	GREGORY F.X. DALY	2211	571888	\$ 4,053.33	EARLY	xxxxxx	082324 PAYROLL
809493	HILLYARD COLUMBIA	6411	570877	\$ 695.84	82224	xxxxx	605551455
999997	HILTON HOTELS COLUMB	6343	572402	\$ 736.74		0	572402
809292	IMAGE SOLUTIONS USA	6411	570849	\$ 943.15	REG	xxxxxx	157097
626921	INLINE DISTRIBUTING	6411	571780	\$ 737.75		0	1370021-00
626933	KIRKHAM, EMILY	6391	571151	\$ 700.00	REG	xxxxxx	24-2
805097	KWIK KOPY BUSINESS	6363	571459	\$ 838.66	90524	xxxxx	75313
8018	LEGALSHIELD	2265	571891	\$ 1,105.78	EARLY	xxxxxx	082324 PAYROLL
850085	LEXIPOL, LLC	6371	570404	\$ 601.50	REG	xxxxxx	INVPRA11239475
636336	MCFARLAND, DENNIS	6391	571150	\$ 500.00	REG	xxxxxx	24-10
1000	MISSOURI SAVING FOR	2241	570562	\$ 3,005.00	EARLY	xxxxxx	080924 PAYROLL
1000	MISSOURI SAVING FOR	2241	571890	\$ 3,005.00	EARLY	xxxxxx	082324 PAYROLL
811240	MORDT TRACTOR & EQUI	6411	570714	\$ 610.29	REG	xxxxxx	127766
811894	MYPARKING PERMIT.COM	6411	571657	\$ 859.94		0	571657
809084	OFFICE ESSENTIALS IN	6411	571718	\$ 640.34		0	WO-503756-1
809084	OFFICE ESSENTIALS IN	6411	571259	\$ 808.24		0	WO-509203-1
809084	OFFICE ESSENTIALS IN	6411	571662	\$ 813.83		0	WO-506332-1
809084	OFFICE ESSENTIALS IN	6411	571719	\$ 823.91		0	WO-503808-1
809084	OFFICE ESSENTIALS IN	6411	572398	\$ 892.59		0	WO-508514-1

VENDOR	VENDOR NAME	OBJECT	DOC. #	AMOUNT	WARRANT	CHECK #	INVOICE
809084	OFFICE ESSENTIALS IN	6411	571968	\$ 897.00		0	WO-499651-1
809084	OFFICE ESSENTIALS IN	6411	572514	\$ 926.58		0	WO-507846-1
809084	OFFICE ESSENTIALS IN	6411	571760	\$ 928.00		0	WO-506269-1
809084	OFFICE ESSENTIALS IN	6411	572513	\$ 928.00		0	WO-504053-1
809084	OFFICE ESSENTIALS IN	6411	571969	\$ 941.19		0	WO-512372-1
809084	OFFICE ESSENTIALS IN	6411	571255	\$ 976.30		0	WO-506628-1
809084	OFFICE ESSENTIALS IN	6411	571724	\$ 1,072.81		0	WO-509173-1
809084	OFFICE ESSENTIALS IN	6411	571693	\$ 1,464.96		0	WO-505410-1
912395	SCHOOL HUMAN RESOUR	6371	572030	\$ 500.00	REG	xxxxxx	2425
907267	SCHOOL SPECIALTY,LLC	6411	570780	\$ 552.65	82924	xxxxx	208134459556
907267	SCHOOL SPECIALTY,LLC	6411	570021	\$ 890.50	82224	xxxxx	208134508472
110384	SHEARMAN, DAVID	2225	571377	\$ 602.71	EARLY	xxxxxx	8.15.2024B
110384	SHEARMAN, DAVID	2225	571379	\$ 650.18	EARLY	xxxxxx	8.15.2024C
913107	ST. LOUIS RECHARGE	6391	572063	\$ 767.00	90524	xxxxx	64441
7165	VALIC	2227	570568	\$ 2,236.28	EARLY	xxxxxx	080924 PAYROLL
7165	VALIC	2227	571880	\$ 2,236.28	EARLY	xxxxxx	082324 PAYROLL
913754	VEX ROBOTICS INC.	6412	571714	\$ 976.96		0	571714
7167	VRSCO	2227	570575	\$ 3,222.69	EARLY	xxxxxx	080924 ROTHPR
7167	VRSCO	2227	571887	\$ 3,222.69	EARLY	xxxxxx	082324 ROTHPR
7167	VRSCO	2227	570571	\$ 9,745.30	EARLY	xxxxxx	080924 PAYROLL
7167	VRSCO	2227	571882	\$ 9,745.30	EARLY	xxxxxx	082324 PAYROLL
TOTAL:				\$ 158,118.09			

ORDERS FOR PAYMENT
\$15,000+
AUGUST FY25

VENDOR	VENDOR NAME	OBJECT	DOC. #	AMOUNT	WARRANT	CHECK #	INVOICE
7035	AXA EQUITABLE	2227	570566	\$ 30,514.71	EARLY	xxxxxx	080924 PAYROLL
7035	AXA EQUITABLE	2227	571876	\$ 31,419.71	EARLY	xxxxxx	082324 PAYROLL
7040	FIDELITY RETIREMENT	2227	570567	\$ 37,757.07	EARLY	xxxxxx	080924 PAYROLL
7040	FIDELITY RETIREMENT	2227	571878	\$ 37,857.07	EARLY	xxxxxx	082324 PAYROLL
TOTAL:				\$ 137,548.56			

PURCHASE ORDERS
\$500 TO \$15,000
AUGUST FY 25

PO#	Vendor Name	PO Date	Order Amount	Balance	Status
58250019	ACCURATE ASPHALT PAVING COMPANY INC	08/08/2024	\$ 2,470.00	\$ 2,470.00	8 - Printed
54250026	ADDIGITALE LLC	08/05/2024	\$ 4,095.00	\$ 4,095.00	8 - Printed
50250038	AGILE SPORTS TECHNOLOGIES INC	08/30/2024	\$ 1,500.00	\$ 1,500.00	8 - Printed
62250108	AMERICAN EAGLE COMPANY INC.	08/09/2024	\$ 1,192.00	\$ 1,192.00	8 - Printed
62250105	AMERICAN EAGLE COMPANY INC.	08/08/2024	\$ 1,500.00	\$ 1,500.00	8 - Printed
62250171	AMERICAN EAGLE COMPANY INC.	08/28/2024	\$ 3,200.00	\$ 3,200.00	8 - Printed
63250104	AMERICAN TRAILER & STORAGE, INC	08/27/2024	\$ 2,700.00	\$ 2,250.00	8 - Printed
62250107	ANONYMOUS ALERTS, LLC	08/08/2024	\$ 900.00	\$ -	0 - Closed
63250089	B & H FOTO & ELECTRONICS CORP.	08/08/2024	\$ 667.86	\$ -	0 - Closed
58250024	B & H FOTO & ELECTRONICS CORP.	08/22/2024	\$ 2,488.34	\$ 2,488.34	8 - Printed
54250025	B & H FOTO & ELECTRONICS CORP.	08/05/2024	\$ 2,921.22	\$ 2,921.22	8 - Printed
50250022	BANDANA'S MISSOURI LLC - PCARD USE ONLY	08/02/2024	\$ 2,780.50	\$ 2,780.50	8 - Printed
56250020	BARNARD STAMP CO	08/22/2024	\$ 500.00	\$ 500.00	8 - Printed
40250009	BARNES & NOBLE BOOKSELLERS	08/22/2024	\$ 500.00	\$ 500.00	8 - Printed
86250029	BELL ELECTRICAL SUPPLY CO., INC.	08/13/2024	\$ 3,040.62	\$ 3,040.62	8 - Printed
62250164	BENCHMARK EDUCATION	08/28/2024	\$ 6,594.50	\$ 6,594.50	8 - Printed
73250010	BETZ GOLF CENTER LLC	08/15/2024	\$ 8,000.00	\$ 8,000.00	8 - Printed
62250096	BEX, MARTINA	08/02/2024	\$ 2,390.00	\$ -	0 - Closed
56250024	BEYERS LUMBER CO. CORP.	08/28/2024	\$ 1,000.00	\$ 1,000.00	8 - Printed
58250027	BLICK ART MATERIALS	08/27/2024	\$ 993.63	\$ 993.63	8 - Printed
58250026	BLICK ART MATERIALS	08/27/2024	\$ 2,555.84	\$ 2,555.84	8 - Printed
54250030	BLICK ART MATERIALS	08/05/2024	\$ 10,000.00	\$ 8,337.04	8 - Printed
62250090	BLOOKET LLC	08/02/2024	\$ 1,000.00	\$ -	0 - Closed
21250000	BRAINPOP	08/15/2024	\$ 4,095.00	\$ 4,095.00	8 - Printed
62250099	BRICK WALL INC.	08/02/2024	\$ 2,388.99	\$ -	0 - Closed
54250036	BRICK WALL INC.	08/12/2024	\$ 3,499.99	\$ 44.45	8 - Printed
50250037	BSN SPORTS LLC	08/30/2024	\$ 5,276.10	\$ 5,276.10	8 - Printed
85250133	BUDROVICH CONTRACTING COMPANY	08/07/2024	\$ 1,839.57	\$ -	0 - Closed
62250166	CAMBRIDGE UNIVERSITY PRESS -PCARD ONLY	08/28/2024	\$ 2,065.40	\$ 2,065.40	8 - Printed
64250005	CAREER MEDIA SOLUTIONS	08/22/2024	\$ 3,497.00	\$ -	0 - Closed
71250007	CARMODY, SARAH	08/27/2024	\$ 1,400.00	\$ -	0 - Closed
54250050	CAROLINA BIOLOGICAL SUPPLY	08/30/2024	\$ 2,000.00	\$ 2,000.00	8 - Printed
41250011	CARROLL SEATING COMPANY, INC.	08/28/2024	\$ 14,000.00	\$ -	0 - Closed
2250007	CASUAL TEES	08/08/2024	\$ 1,075.00	\$ 1,075.00	8 - Printed
22250004	CASUAL TEES	08/02/2024	\$ 1,131.00	\$ -	0 - Closed
89250003	CASUAL TEES	08/16/2024	\$ 1,759.50	\$ -	0 - Closed
45250007	CASUAL TEES	08/02/2024	\$ 2,012.50	\$ -	0 - Closed
62250117	CASUAL TEES	08/14/2024	\$ 2,071.00	\$ -	0 - Closed
58250028	CASUAL TEES	08/27/2024	\$ 3,000.00	\$ 3,000.00	8 - Printed
50250036	CASUAL TEES	08/28/2024	\$ 7,425.00	\$ 7,425.00	8 - Printed
62250112	CENGAGE LEARNING, INC	08/13/2024	\$ 11,250.00	\$ -	0 - Closed

PO#	Vendor Name	PO Date	Order Amount	Balance	Status
2250009	CHALLENGER LEARNING CENTER	08/28/2024	\$ 1,800.00	\$ -	0 - Closed
81250003	CHEFS DEPOT	08/14/2024	\$ 3,302.16	\$ -	0 - Closed
54250046	CHRIS CAKES OF ST.LOUIS	08/22/2024	\$ 2,014.14	\$ 2,014.14	8 - Printed
86250034	CI FLOORING, LLC	08/25/2024	\$ 9,114.00	\$ -	0 - Closed
73250012	CITY OF BALLWIN	08/15/2024	\$ 7,200.00	\$ 7,200.00	8 - Printed
62250087	CLEVER PROTOTYPES, LLC	08/02/2024	\$ 749.95	\$ -	0 - Closed
71250004	COMMUNITY COLLEGE DISTRICT OF ST. LOUIS	08/12/2024	\$ 5,000.00	\$ -	0 - Closed
50250025	COMPASS GROUP USA	08/12/2024	\$ 9,000.00	\$ 9,000.00	8 - Printed
54250039	COMPLETE MUSIC INC	08/12/2024	\$ 6,760.00	\$ 5,170.00	8 - Printed
56250013	CONCOURSE TEAM EXPRESS LLC	08/08/2024	\$ 525.00	\$ 525.00	8 - Printed
56250014	CONCOURSE TEAM EXPRESS LLC	08/08/2024	\$ 528.00	\$ 528.00	8 - Printed
56250012	CONCOURSE TEAM EXPRESS LLC	08/08/2024	\$ 627.50	\$ -	0 - Closed
56250016	CONCOURSE TEAM EXPRESS LLC	08/12/2024	\$ 700.00	\$ 700.00	8 - Printed
54250040	CONCOURSE TEAM EXPRESS LLC	08/15/2024	\$ 1,014.00	\$ -	0 - Closed
54250049	CONCOURSE TEAM EXPRESS LLC	08/30/2024	\$ 1,056.00	\$ 1,056.00	8 - Printed
54250028	CONCOURSE TEAM EXPRESS LLC	08/05/2024	\$ 1,400.00	\$ 1,400.00	8 - Printed
50250026	CONCOURSE TEAM EXPRESS LLC	08/12/2024	\$ 1,755.00	\$ -	0 - Closed
54250047	CONCOURSE TEAM EXPRESS LLC	08/30/2024	\$ 1,788.00	\$ -	0 - Closed
56250017	CONCOURSE TEAM EXPRESS LLC	08/15/2024	\$ 2,152.80	\$ 2,152.80	8 - Printed
85250153	CONSOLIDATED ELECTRICAL DISTRIBUTORS, INC	08/27/2024	\$ 3,030.00	\$ 3,030.00	8 - Printed
85250164	CONSOLIDATED ELECTRICAL DISTRIBUTORS, INC	08/30/2024	\$ 3,497.80	\$ 3,497.80	8 - Printed
54250033	CONTINENTAL PHOTO	08/08/2024	\$ 3,500.00	\$ 1,624.83	8 - Printed
63250081	CONVERGEONE, INC	08/02/2024	\$ 7,295.64	\$ 7,295.64	8 - Printed
36250011	CPI-CRISIS PREVENTION INSTITUTE, INC.	09/03/2024	\$ 2,999.00	\$ 2,999.00	8 - Printed
62250094	CREATIVE LANGUAGE CLASS, LLC	08/02/2024	\$ 2,400.00	\$ 2,400.00	8 - Printed
58250022	CRESCENT FARMS GOLF CLUB	08/12/2024	\$ 13,000.00	\$ 13,000.00	8 - Printed
97250046	CUMMINS INC.	08/07/2024	\$ 11,366.50	\$ -	0 - Closed
85250118	DAIKIN TMI, LLC	08/02/2024	\$ 9,750.00	\$ -	0 - Closed
54250045	DAVE & BUSTER'S ENTERTAINMENT, INC.	08/21/2024	\$ 7,654.29	\$ 7,654.29	8 - Printed
97250049	DDS ENVIRONMENTAL INC	08/16/2024	\$ 1,500.00	\$ -	0 - Closed
62250176	DEELOH TECHNOLOGIES INC	08/28/2024	\$ 10,382.00	\$ -	0 - Closed
63250112	DELL MARKETING EDUCATIONAL SALES	08/28/2024	\$ 528.00	\$ -	0 - Closed
63250106	DELL MARKETING EDUCATIONAL SALES	08/27/2024	\$ 775.00	\$ 775.00	8 - Printed
63250087	DELL MARKETING EDUCATIONAL SALES	08/07/2024	\$ 1,092.00	\$ -	0 - Closed
63250083	DELL MARKETING EDUCATIONAL SALES	08/02/2024	\$ 1,189.00	\$ -	0 - Closed
63250095	DELL MARKETING EDUCATIONAL SALES	08/19/2024	\$ 3,381.00	\$ -	0 - Closed
63250102	DELL MARKETING EDUCATIONAL SALES	08/25/2024	\$ 7,812.00	\$ -	0 - Closed
12250003	DELVIES PLASTICS INC	08/08/2024	\$ 2,194.51	\$ -	0 - Closed
2250008	DISCOVERY EDUCATION, INC	08/28/2024	\$ 1,795.00	\$ -	0 - Closed
36250009	DOLLAR TREE STORE	08/22/2024	\$ 2,000.00	\$ 2,000.00	8 - Printed
85250156	DUTCH HOLLOW SERVICES & SUPPLIES INC.	08/27/2024	\$ 1,244.80	\$ 1,244.80	8 - Printed
62250162	EDUCATIONPLUS	08/27/2024	\$ 8,150.00	\$ -	0 - Closed
76250006	EMERALD DATA SOLUTIONS DILIGENT CORPORATION	08/15/2024	\$ 9,000.00	\$ -	0 - Closed
45250009	EMPIRE PRINTING, LLC	08/27/2024	\$ 2,000.00	\$ 91.90	8 - Printed
85250144	ENERGY PETROLEUM COMPANY	08/19/2024	\$ 6,703.35	\$ -	0 - Closed

PO#	Vendor Name	PO Date	Order Amount	Balance	Status
62250170	ERIC ARMIN INC.	08/28/2024	\$ 4,311.69	\$ 4,311.69	8 - Printed
62250147	EZCATER, INC	08/19/2024	\$ 1,399.00	\$ 1,399.00	8 - Printed
36250010	FIRST EVANGELICAL FREE CHURCH	08/22/2024	\$ 1,250.00	\$ 1,250.00	8 - Printed
58250029	FISHER SCIENTIFIC COMPANY, LLC	08/28/2024	\$ 1,229.40	\$ -	0 - Closed
62250141	FISHER SCIENTIFIC COMPANY, LLC	08/19/2024	\$ 5,355.00	\$ 5,355.00	8 - Printed
54250034	FLINN SCIENTIFIC INC	08/08/2024	\$ 3,000.00	\$ 1,243.65	8 - Printed
83250012	FOLLETT CONTENT SOLUTIONS	08/19/2024	\$ 687.64	\$ -	0 - Closed
83250019	FOLLETT CONTENT SOLUTIONS	08/28/2024	\$ 688.03	\$ 688.03	8 - Printed
83250024	FOLLETT CONTENT SOLUTIONS	08/28/2024	\$ 716.11	\$ 716.11	8 - Printed
83250020	FOLLETT CONTENT SOLUTIONS	08/28/2024	\$ 731.32	\$ 731.32	8 - Printed
83250025	FOLLETT CONTENT SOLUTIONS	08/28/2024	\$ 739.24	\$ 739.24	8 - Printed
83250023	FOLLETT CONTENT SOLUTIONS	08/28/2024	\$ 807.31	\$ 807.31	8 - Printed
83250014	FOLLETT CONTENT SOLUTIONS	08/19/2024	\$ 891.32	\$ 167.00	8 - Printed
5250004	FOLLETT CONTENT SOLUTIONS	08/27/2024	\$ 981.42	\$ 981.42	8 - Printed
83250013	FOLLETT CONTENT SOLUTIONS	08/19/2024	\$ 1,059.48	\$ -	0 - Closed
83250016	FOLLETT CONTENT SOLUTIONS	08/28/2024	\$ 1,170.65	\$ 1,170.65	8 - Printed
83250021	FOLLETT CONTENT SOLUTIONS	08/28/2024	\$ 1,410.54	\$ -	0 - Closed
83250011	FOLLETT CONTENT SOLUTIONS	08/12/2024	\$ 1,546.70	\$ 205.71	8 - Printed
83250018	FOLLETT CONTENT SOLUTIONS	08/28/2024	\$ 1,573.59	\$ 1,573.59	8 - Printed
62250146	FOLLETT CONTENT SOLUTIONS	08/19/2024	\$ 1,989.33	\$ -	0 - Closed
83250015	FOLLETT CONTENT SOLUTIONS	08/19/2024	\$ 2,095.91	\$ 159.39	8 - Printed
83250027	FOLLETT CONTENT SOLUTIONS	08/28/2024	\$ 2,180.94	\$ 2,180.94	8 - Printed
83250017	FOLLETT CONTENT SOLUTIONS	08/28/2024	\$ 2,328.74	\$ 2,328.74	8 - Printed
83250026	FOLLETT CONTENT SOLUTIONS	08/28/2024	\$ 2,987.43	\$ 2,987.43	8 - Printed
62250167	FOLLETT CONTENT SOLUTIONS	08/28/2024	\$ 3,391.00	\$ 3,391.00	8 - Printed
62250115	FOLLETT CONTENT SOLUTIONS	08/14/2024	\$ 3,695.31	\$ 158.82	8 - Printed
62250116	FOLLETT CONTENT SOLUTIONS	08/14/2024	\$ 3,695.31	\$ -	0 - Closed
62250110	FOLLETT CONTENT SOLUTIONS	08/12/2024	\$ 12,234.80	\$ 12,234.80	8 - Printed
81250000	FORD HOTEL & SUPPLY COMPANY	08/05/2024	\$ 929.27	\$ 929.27	8 - Printed
81250004	FORD HOTEL & SUPPLY COMPANY	08/15/2024	\$ 1,131.69	\$ -	0 - Closed
81250002	FORD HOTEL & SUPPLY COMPANY	08/14/2024	\$ 2,161.50	\$ 2,161.50	8 - Printed
54250031	FREESTYLE SALES COMPANY	08/05/2024	\$ 3,499.99	\$ 3,499.99	8 - Printed
56250010	FRICK, KELLY	08/08/2024	\$ 593.00	\$ -	0 - Closed
85250132	GATEWAY DEALER NETWORK LLC	08/07/2024	\$ 1,950.00	\$ 390.00	8 - Printed
62250118	GATEWAY EDUCATION HOLDINGS LLC	08/14/2024	\$ 5,940.00	\$ 5,940.00	8 - Printed
50250032	GATEWAY STRINGS	08/22/2024	\$ 1,800.00	\$ 425.00	8 - Printed
62250101	GIMKIT, LLC	08/05/2024	\$ 1,000.00	\$ -	0 - Closed
85250148	GLOBAL WATER TECHNOLOGY, INC.	08/22/2024	\$ 2,819.41	\$ -	0 - Closed
85250142	GLOBAL WATER TECHNOLOGY, INC.	08/19/2024	\$ 2,961.80	\$ -	0 - Closed
61250013	HAPPY VALLEY INTERMEDIATE HOLDCO INC.	08/12/2024	\$ 10,695.00	\$ -	0 - Closed
58250013	HICO	08/08/2024	\$ 700.00	\$ 700.00	8 - Printed
62250098	HIGH RIDGE SEWING CTR INC.	08/02/2024	\$ 4,800.00	\$ -	0 - Closed
85250128	HILLYARD, INC	08/05/2024	\$ 3,099.70	\$ -	0 - Closed
8250011	HOME DEPOT U.S.A., INC.	08/08/2024	\$ 1,181.98	\$ 1,181.98	8 - Printed
54250032	HONEY BAKED HAM COMPANY, LLC	08/08/2024	\$ 2,305.55	\$ 2,305.55	8 - Printed

PO#	Vendor Name	PO Date	Order Amount	Balance	Status
56250019	HOWIES HOCKEY, INC	08/22/2024	\$ 618.78	\$ 618.78	8 - Printed
50250024	HUNTSMAN HOLDINGS,LLC	08/12/2024	\$ 9,464.49	\$ 9,464.49	8 - Printed
85250124	IMPERIAL BAG & PAPER CO LLC	08/02/2024	\$ 7,598.00	\$ 7,598.00	8 - Printed
62250165	INDIGO EDUCATION COMPANY	08/28/2024	\$ 3,500.00	\$ 3,500.00	8 - Printed
85250143	INDOX PRINT SERVICES LLC	08/19/2024	\$ 938.46	\$ -	0 - Closed
86250030	INTEGRATED FACILITY SERVICES	08/14/2024	\$ 1,064.00	\$ 1,064.00	8 - Printed
85250122	INTERSTATE RESTORATION, LLC	08/02/2024	\$ 10,106.78	\$ -	0 - Closed
74250007	ITALIANO'S INC.	08/02/2024	\$ 2,000.00	\$ 2,000.00	8 - Printed
62250142	JAAK TECH LLC	08/19/2024	\$ 885.00	\$ 885.00	8 - Printed
62250106	KAHOOT! ASA	08/08/2024	\$ 4,532.64	\$ 4,532.64	8 - Printed
85250123	KIESEL COMPANY	08/02/2024	\$ 8,194.13	\$ -	0 - Closed
50250021	KIJERO, LLC	08/02/2024	\$ 5,933.00	\$ 5,933.00	8 - Printed
14250010	KITARA, INC.	08/15/2024	\$ 617.51	\$ -	0 - Closed
46250007	KITARA, INC.	08/08/2024	\$ 1,235.33	\$ -	0 - Closed
66250001	KITARA, INC.	08/08/2024	\$ 2,334.16	\$ 2,334.16	8 - Printed
46250006	KMB OF SHREVEPORT, LLC.	08/08/2024	\$ 3,900.00	\$ -	0 - Closed
56250011	LASHER, JUDD A.	08/08/2024	\$ 848.95	\$ 848.95	8 - Printed
85250147	LEE HELMS INC	08/19/2024	\$ 5,000.00	\$ 5,000.00	8 - Printed
45250008	LETS DO LUNCH FULL SERVICE CATERING LLC	08/15/2024	\$ 2,836.25	\$ 2,836.25	8 - Printed
62250088	LEXIA VOYAGER SOPRIS, INC.	08/02/2024	\$ 3,224.10	\$ -	0 - Closed
94250003	LIBERTY OUTPOST LLC	08/25/2024	\$ 11,500.00	\$ 10,100.00	8 - Printed
85250160	LIGHTING N BEYOND	08/30/2024	\$ 3,400.00	\$ 3,400.00	8 - Printed
58250025	LIMINEX, INC.	08/22/2024	\$ 2,305.50	\$ 2,305.50	8 - Printed
54250044	LOGAN UNIVERSITY COLLEGE OF CHIROPRACTIC	08/19/2024	\$ 1,000.00	\$ -	0 - Closed
12250004	MAIN EVENT ENTERTAINMENT, INC	08/22/2024	\$ 1,895.25	\$ 1,895.25	8 - Printed
54250043	MANCHESTER MUSIC	08/15/2024	\$ 800.00	\$ 800.00	8 - Printed
64250004	MAZAR, JULIE	08/22/2024	\$ 1,500.00	\$ -	0 - Closed
58250030	MCGINNIS, MINDY	08/28/2024	\$ 1,400.00	\$ 1,400.00	8 - Printed
62250092	MEDIAPARK INC-PCARD ONLY	08/02/2024	\$ 5,700.00	\$ 5,700.00	8 - Printed
58250014	MERCY SPECIALIZED BILLING SERVICES	08/08/2024	\$ 2,340.00	\$ 2,340.00	8 - Printed
85250127	MIDWEST MACHINERY COMPANY	08/02/2024	\$ 1,116.88	\$ -	0 - Closed
58250020	MIDWEST PRESSURE WASHING LLC	08/08/2024	\$ 3,499.00	\$ -	0 - Closed
85250165	MILFORD SUPPLY COMPANY INC	08/30/2024	\$ 2,200.00	\$ 2,200.00	8 - Printed
60250006	MOASBO	08/19/2024	\$ 1,000.00	\$ 1,000.00	8 - Printed
85250145	MOTOR CONTROL SPECIALTIES INC	08/19/2024	\$ 2,205.00	\$ 2,205.00	8 - Printed
2250006	MOUNTAIN MATH/LANGUAGE LLC	08/08/2024	\$ 1,899.05	\$ 1,899.05	8 - Printed
62250168	MSA MUSIC INC	08/28/2024	\$ 3,975.00	\$ 3,975.00	8 - Printed
62250173	MSA MUSIC INC	08/28/2024	\$ 9,316.00	\$ 9,316.00	8 - Printed
76250007	MSBA-MISSOURI SCHOOL BOARDS ASSOCIATION	08/19/2024	\$ 1,196.00	\$ -	0 - Closed
21250002	NASCO EDUCATION LLC	08/15/2024	\$ 5,279.36	\$ 5,279.36	8 - Printed
45250010	NOTTELMANN MUSIC CO	08/27/2024	\$ 2,000.00	\$ 2,000.00	8 - Printed
54250029	NOTTELMANN MUSIC CO	08/05/2024	\$ 3,000.00	\$ 2,336.50	8 - Printed
40250008	NOTTELMANN MUSIC CO	08/02/2024	\$ 5,409.00	\$ -	0 - Closed
58250023	OFFICE ESSENTIALS INCORPORATED	08/15/2024	\$ 548.59	\$ 548.59	8 - Printed
62250145	OFFICE ESSENTIALS INCORPORATED	08/19/2024	\$ 742.00	\$ 742.00	8 - Printed

PO#	Vendor Name	PO Date	Order Amount	Balance	Status
23250009	OFFICE ESSENTIALS INCORPORATED	08/15/2024	\$ 791.00	\$ 791.00	8 - Printed
62250097	OFFICE ESSENTIALS INCORPORATED	08/02/2024	\$ 850.00	\$ -	0 - Closed
54250027	OFFICE ESSENTIALS INCORPORATED	08/05/2024	\$ 1,091.40	\$ 1,091.40	8 - Printed
63250096	OFFICE ESSENTIALS INCORPORATED	08/19/2024	\$ 2,049.72	\$ 2,049.72	8 - Printed
1250007	OFFICE ESSENTIALS INCORPORATED	08/08/2024	\$ 2,949.81	\$ 2,949.81	8 - Printed
69250000	OFFICE ESSENTIALS INCORPORATED	08/23/2024	\$ 4,059.52	\$ -	0 - Closed
60250009	OFFICE ESSENTIALS INCORPORATED	08/28/2024	\$ 7,331.22	\$ 7,331.22	8 - Printed
12250005	OFFICE ESSENTIALS INCORPORATED	08/27/2024	\$ 9,051.47	\$ 9,051.47	8 - Printed
10250012	OFFICE ESSENTIALS INCORPORATED	08/27/2024	\$ 11,141.13	\$ 11,141.13	8 - Printed
75250020	OFFICE ESSENTIALS INCORPORATED	08/02/2024	\$ 14,057.70	\$ 14,057.70	8 - Printed
73250011	ONE PUTT GOLF GROUP, LLC	08/15/2024	\$ 10,000.00	\$ 10,000.00	8 - Printed
62250144	ORTON GILLINGHAM ONLINE ACADEMY LLC	08/19/2024	\$ 1,785.00	\$ -	0 - Closed
43250003	PALEN MUSIC CENTER, INC.	08/08/2024	\$ 6,000.00	\$ -	0 - Closed
74250006	PANERA BREAD COMPANY	08/02/2024	\$ 3,800.00	\$ 3,800.00	8 - Printed
63250097	PANORAMA EDUCATION INC	08/19/2024	\$ 2,500.00	\$ -	0 - Closed
83250028	PBC GURU LLC	08/28/2024	\$ 8,960.00	\$ -	0 - Closed
92250001	PIFER-BRIGHAM, LLC	08/22/2024	\$ 2,240.00	\$ 2,240.00	8 - Printed
85250161	PIONEER MANUFACTURING COMPANY	08/30/2024	\$ 4,000.00	\$ 4,000.00	8 - Printed
50250023	PIONEER MANUFACTURING COMPANY	08/05/2024	\$ 5,881.33	\$ 5,881.33	8 - Printed
54250037	PJE PRINTING, INC	08/12/2024	\$ 3,689.00	\$ 3,689.00	8 - Printed
54250035	PJE PRINTING, INC	08/12/2024	\$ 9,285.00	\$ 9,285.00	8 - Printed
85250159	PPG ARCHITECTURAL FINISHES	08/30/2024	\$ 1,000.00	\$ 1,000.00	8 - Printed
62250172	PRINGLE, GAVIN D.	08/28/2024	\$ 1,200.00	\$ 1,200.00	8 - Printed
39250018	PROFESSIONAL SERVICE INDUSTRIES	08/07/2024	\$ 644.00	\$ 644.00	8 - Printed
39250016	PROFESSIONAL SERVICE INDUSTRIES	08/05/2024	\$ 687.00	\$ -	0 - Closed
39250029	PROFESSIONAL SERVICE INDUSTRIES	08/19/2024	\$ 786.00	\$ 786.00	8 - Printed
39250023	PROFESSIONAL SERVICE INDUSTRIES	08/14/2024	\$ 894.00	\$ 894.00	8 - Printed
39250030	PROFESSIONAL SERVICE INDUSTRIES	08/19/2024	\$ 961.00	\$ 961.00	8 - Printed
39250032	PROFESSIONAL SERVICE INDUSTRIES	08/22/2024	\$ 1,177.00	\$ 1,177.00	8 - Printed
86250025	PROFESSIONAL SERVICE INDUSTRIES	08/08/2024	\$ 1,227.00	\$ 1,227.00	8 - Printed
86250037	PROFESSIONAL SERVICE INDUSTRIES	08/28/2024	\$ 1,441.70	\$ 1,441.70	8 - Printed
85250157	PROFESSIONAL SERVICE INDUSTRIES	08/27/2024	\$ 1,771.52	\$ 1,771.52	8 - Printed
39250035	PROFESSIONAL SERVICE INDUSTRIES	08/30/2024	\$ 2,072.70	\$ 2,072.70	8 - Printed
86250036	PROFESSIONAL SERVICE INDUSTRIES	08/28/2024	\$ 2,213.80	\$ 2,213.80	8 - Printed
39250021	PROFESSIONAL SERVICE INDUSTRIES	08/14/2024	\$ 2,227.00	\$ 2,227.00	8 - Printed
39250031	PROFESSIONAL SERVICE INDUSTRIES	08/22/2024	\$ 2,576.00	\$ 2,576.00	8 - Printed
39250037	PROFESSIONAL SERVICE INDUSTRIES	08/30/2024	\$ 2,636.00	\$ 2,636.00	8 - Printed
39250034	PROFESSIONAL SERVICE INDUSTRIES	08/30/2024	\$ 2,790.00	\$ 2,790.00	8 - Printed
39250036	PROFESSIONAL SERVICE INDUSTRIES	08/30/2024	\$ 2,790.00	\$ 2,790.00	8 - Printed
85250158	PROFESSIONAL SERVICE INDUSTRIES	08/28/2024	\$ 3,054.54	\$ 3,054.54	8 - Printed
39250022	PROFESSIONAL SERVICE INDUSTRIES	08/14/2024	\$ 3,092.00	\$ 3,092.00	8 - Printed
86250038	PROFESSIONAL SERVICE INDUSTRIES	08/28/2024	\$ 3,918.20	\$ 1,675.20	8 - Printed
86250039	PROFESSIONAL SERVICE INDUSTRIES	08/28/2024	\$ 4,951.00	\$ 191.35	8 - Printed
86250039	PROFESSIONAL SERVICE INDUSTRIES	09/05/2024	\$ 4,951.00	\$ 191.35	8 - Printed
86250040	PROFESSIONAL SERVICE INDUSTRIES	08/28/2024	\$ 6,596.00	\$ 673.80	8 - Printed

PO#	Vendor Name	PO Date	Order Amount	Balance	Status
39250017	PROFESSIONAL SERVICE INDUSTRIES	08/05/2024	\$ 11,430.70	\$ 11,430.70	8 - Printed
62250120	PROJECT LEAD THE WAY INC	08/14/2024	\$ 4,000.00	\$ -	0 - Closed
62250140	PROJECT LEAD THE WAY INC	08/19/2024	\$ 5,195.75	\$ 5,195.75	8 - Printed
62250143	PROJECT LEAD THE WAY INC	08/19/2024	\$ 5,707.00	\$ -	0 - Closed
62250123	PROJECT LEAD THE WAY INC	08/16/2024	\$ 7,650.00	\$ 7,650.00	8 - Printed
62250126	PROJECT LEAD THE WAY INC	08/16/2024	\$ 8,674.75	\$ 8,674.75	8 - Printed
62250124	PROJECT LEAD THE WAY INC	08/16/2024	\$ 8,939.00	\$ 8,939.00	8 - Printed
40250011	QDOBA MEXICAN EATS	08/28/2024	\$ 2,244.80	\$ 2,244.80	8 - Printed
62250095	QUIZLET INC.	08/02/2024	\$ 1,230.85	\$ 1,230.85	8 - Printed
73250013	R & R SANITATION, INC.	08/27/2024	\$ 2,500.00	\$ 2,500.00	8 - Printed
63250105	RIDGE EVENTS LLC	08/27/2024	\$ 2,000.00	\$ 2,000.00	8 - Printed
58250016	RL MUELLER NATIONAL DISTRIBUTORS INC	08/08/2024	\$ 3,499.00	\$ 3,499.00	8 - Printed
85250163	ROGER L. ECHELMEIER COMPANY	08/30/2024	\$ 5,667.00	\$ 5,667.00	8 - Printed
50250031	ROGERS ATHLETIC CO.	08/22/2024	\$ 1,000.00	\$ 1,000.00	8 - Printed
50250033	RONNOCO COFFEE LLC	08/27/2024	\$ 650.00	\$ 650.00	8 - Printed
56250015	RUSSO'S GOURMET CATERING	08/08/2024	\$ 2,332.05	\$ -	0 - Closed
85250146	SAFETY-KLEEN SYSTEMS	08/19/2024	\$ 1,000.00	\$ 1,000.00	8 - Printed
36250008	SAM'S CLUB DIRECT - PCARD ONLY	08/22/2024	\$ 5,000.00	\$ 5,000.00	8 - Printed
62250119	SASC LLC	08/14/2024	\$ 829.92	\$ 21.28	8 - Printed
62250130	SASC LLC	08/16/2024	\$ 1,830.08	\$ 1,830.08	8 - Printed
58250015	SCHALLER HARDWOOD LUMBER CO	08/08/2024	\$ 1,500.00	\$ 1,500.00	8 - Printed
58250017	SCHALLER HARDWOOD LUMBER CO	08/08/2024	\$ 1,500.00	\$ 1,500.00	8 - Printed
36250006	SCHNUCKS #173-PCARD USE ONLY	08/22/2024	\$ 7,000.00	\$ 7,000.00	8 - Printed
62250102	SCHOLASTIC 3725	08/05/2024	\$ 3,368.75	\$ 3,368.75	8 - Printed
6250004	SCHOLASTIC BOOK FAIR-PCARD USE ONLY	08/22/2024	\$ 1,808.53	\$ 1,808.53	8 - Printed
45250011	SCHOLASTIC BOOK FAIR-PCARD USE ONLY	08/27/2024	\$ 3,000.00	\$ 3,000.00	8 - Printed
6250003	SCHOOL SPECIALTY,LLC	08/15/2024	\$ 525.62	\$ 525.62	8 - Printed
6250002	SCHOOL SPECIALTY,LLC	08/15/2024	\$ 728.35	\$ 728.35	8 - Printed
6250000	SCHOOL SPECIALTY,LLC	08/15/2024	\$ 1,089.52	\$ 1,089.52	8 - Printed
6250001	SCHOOL SPECIALTY,LLC	08/15/2024	\$ 1,884.75	\$ 1,884.75	8 - Printed
15250004	SCHOOL SPECIALTY,LLC	08/15/2024	\$ 2,300.00	\$ 2,300.00	8 - Printed
62250169	SCHOOL SPECIALTY,LLC	08/28/2024	\$ 4,950.40	\$ 4,950.40	8 - Printed
56250025	SCHULTE, MICHAEL	08/30/2024	\$ 539.80	\$ 539.80	8 - Printed
85250154	SCHULTE, MICHAEL	08/27/2024	\$ 2,147.66	\$ 2,147.66	8 - Printed
85250155	SCHULTE, MICHAEL	08/27/2024	\$ 2,730.30	\$ 2,730.30	8 - Printed
86250022	SCI ENGINEERING, INC.	08/02/2024	\$ 7,306.00	\$ 37.00	8 - Printed
58250018	SHAPIRO SUPPLY	08/08/2024	\$ 1,000.00	\$ 1,000.00	8 - Printed
50250034	SHAR PRODUCTS COMPANY	08/28/2024	\$ 1,596.83	\$ 1,596.83	8 - Printed
85250151	SHERWIN WILLIAMS COMPANY	08/25/2024	\$ 10,000.00	\$ 8,564.96	8 - Printed
84250002	SPECIAL SCHOOL DIST. OF ST. LOUIS COUNTY	08/23/2024	\$ 2,663.22	\$ -	0 - Closed
84250001	SPECIAL SCHOOL DIST. OF ST. LOUIS COUNTY	08/22/2024	\$ 3,448.99	\$ -	0 - Closed
84250000	SPECIAL SCHOOL DIST. OF ST. LOUIS COUNTY	08/21/2024	\$ 9,155.49	\$ -	0 - Closed
60250010	SPECIAL SCHOOL DIST. OF ST. LOUIS COUNTY	08/28/2024	\$ 10,000.00	\$ 10,000.00	8 - Printed
39250033	SPECTRUM ENVIRONMENTAL, LLC	08/27/2024	\$ 888.00	\$ -	0 - Closed
60250008	SPECTRUM ENVIRONMENTAL, LLC	08/27/2024	\$ 2,230.00	\$ 2,230.00	8 - Printed

PO#	Vendor Name	PO Date	Order Amount	Balance	Status
39250019	SPECTRUM ENVIRONMENTAL, LLC	08/07/2024	\$ 5,475.00	\$ -	0 - Closed
39250028	SPECTRUM ENVIRONMENTAL, LLC	08/16/2024	\$ 8,030.00	\$ 8,030.00	8 - Printed
39250039	SPECTRUM ENVIRONMENTAL, LLC	08/31/2024	\$ 9,910.00	\$ 9,910.00	8 - Printed
39250020	SPECTRUM ENVIRONMENTAL, LLC	08/13/2024	\$ 10,412.16	\$ -	0 - Closed
50250030	SPORT FACILITIES GROUP	08/22/2024	\$ 1,862.40	\$ 1,862.40	8 - Printed
54250048	SPORTSPRINT INC	08/30/2024	\$ 1,950.00	\$ 1,950.00	8 - Printed
92250002	ST. LOUIS CNTY DEPT OF HUMAN SERVICES	09/03/2024	\$ 2,972.62	\$ 2,972.62	8 - Printed
36250005	ST. LOUIS PUBLIC SCHOOLS	08/15/2024	\$ 9,181.00	\$ 9,181.00	8 - Printed
36250007	ST. LOUIS AREA FOOD BANK	08/22/2024	\$ 5,000.00	\$ 5,000.00	8 - Printed
2250010	ST. LOUIS CARDINALS -GROUP SALES	08/30/2024	\$ 1,542.00	\$ 1,542.00	8 - Printed
40250010	ST. LOUIS CARDINALS -GROUP SALES	08/28/2024	\$ 2,070.96	\$ 2,070.96	8 - Printed
54250038	ST. LOUIS CARDINALS -GROUP SALES	08/12/2024	\$ 2,325.00	\$ -	0 - Closed
14250008	ST. LOUIS CARDINALS -GROUP SALES	08/08/2024	\$ 4,923.00	\$ 4,923.00	8 - Printed
20250000	ST. LOUIS CARDINALS -GROUP SALES	08/05/2024	\$ 5,196.00	\$ 5,196.00	8 - Printed
62250163	ST. LOUIS CNTY TREASURE	08/27/2024	\$ 3,600.00	\$ 3,600.00	8 - Printed
62250104	ST. LOUIS CNTY TREASURE	08/07/2024	\$ 10,000.00	\$ 8,906.72	8 - Printed
81250001	ST. LOUIS RECHARGE AND FIRE CONTROL	08/05/2024	\$ 2,342.00	\$ 931.50	8 - Printed
58250021	STAFFORD-SMITH, INC.	08/08/2024	\$ 6,775.00	\$ 6,775.00	8 - Printed
85250166	STARBEAM LIGHTING LLC	08/31/2024	\$ 10,000.00	\$ 10,000.00	8 - Printed
14250011	STL SHIRT CO.	08/22/2024	\$ 1,202.50	\$ -	0 - Closed
83250022	SWEETWATER SOUND, INC.	08/28/2024	\$ 1,818.00	\$ -	0 - Closed
86250042	TARKETT USA INC.	08/28/2024	\$ 9,341.52	\$ 9,341.52	8 - Printed
56250023	TBP PRODUCTIONS LLP	08/28/2024	\$ 500.00	\$ 500.00	8 - Printed
54250042	TBP PRODUCTIONS LLP	08/15/2024	\$ 1,129.00	\$ -	0 - Closed
62250132	THE PROPHET CORPORATION	08/16/2024	\$ 765.68	\$ -	0 - Closed
62250136	THE PROPHET CORPORATION	08/19/2024	\$ 825.03	\$ -	0 - Closed
62250131	THE PROPHET CORPORATION	08/16/2024	\$ 1,339.79	\$ 1,339.79	8 - Printed
62250151	THE PROPHET CORPORATION	08/19/2024	\$ 1,555.42	\$ -	0 - Closed
62250154	THE PROPHET CORPORATION	08/19/2024	\$ 1,749.40	\$ -	0 - Closed
62250148	THE PROPHET CORPORATION	08/19/2024	\$ 2,157.43	\$ -	0 - Closed
62250155	THE PROPHET CORPORATION	08/19/2024	\$ 2,497.72	\$ 2,497.72	8 - Printed
62250152	THE PROPHET CORPORATION	08/19/2024	\$ 3,082.82	\$ 3,082.82	8 - Printed
62250139	THE PROPHET CORPORATION	08/19/2024	\$ 3,321.27	\$ 30.82	8 - Printed
62250149	THE PROPHET CORPORATION	08/19/2024	\$ 3,600.44	\$ -	0 - Closed
62250156	THE PROPHET CORPORATION	08/19/2024	\$ 4,485.53	\$ 4,485.53	8 - Printed
62250153	THE PROPHET CORPORATION	08/19/2024	\$ 5,042.91	\$ 5,042.91	8 - Printed
62250157	THE PROPHET CORPORATION	08/19/2024	\$ 5,110.16	\$ 5,110.16	8 - Printed
62250134	THE PROPHET CORPORATION	08/19/2024	\$ 5,299.72	\$ 5,299.72	8 - Printed
62250150	THE PROPHET CORPORATION	08/19/2024	\$ 5,545.10	\$ 5,545.10	8 - Printed
62250133	THE PROPHET CORPORATION	08/16/2024	\$ 6,132.38	\$ -	0 - Closed
62250137	THE PROPHET CORPORATION	08/19/2024	\$ 6,410.85	\$ 391.40	8 - Printed
62250138	THE PROPHET CORPORATION	08/19/2024	\$ 7,170.07	\$ 122.04	8 - Printed
85250162	TIMBERCREEK EQUIPMENT CO., LLC	08/30/2024	\$ 1,000.00	\$ 1,000.00	8 - Printed
63250109	TIMECLOCK PLUS, LLC	08/28/2024	\$ 9,410.77	\$ 9,410.77	8 - Printed
2250004	TOOLS FOR SCHOOLS, INC.	08/02/2024	\$ 520.00	\$ -	0 - Closed

PO#	Vendor Name	PO Date	Order Amount	Balance	Status
62250089	TOP NOTCH VIOLINS	08/02/2024	\$ 1,135.00	\$ -	0 - Closed
62250114	TOP NOTCH VIOLINS	08/14/2024	\$ 1,275.00	\$ -	0 - Closed
62250113	TOP NOTCH VIOLINS	08/14/2024	\$ 6,610.00	\$ -	0 - Closed
62250091	TOP NOTCH VIOLINS	08/02/2024	\$ 8,625.00	\$ -	0 - Closed
71250005	TRAUBE TENT COMPANY	08/12/2024	\$ 2,500.00	\$ 2,500.00	8 - Printed
97250048	TRUCK CENTERS INC	08/07/2024	\$ 2,820.02	\$ -	0 - Closed
97250047	TRUCK CENTERS INC	08/07/2024	\$ 7,563.61	\$ -	0 - Closed
60250007	TUETH, KEENEY, COOPER, MOHAN & JACKSTADT, P.C	08/27/2024	\$ 5,000.00	\$ 3,000.00	8 - Printed
50250028	ULINE SHIPPING SUPPLIES	08/15/2024	\$ 1,441.35	\$ -	0 - Closed
85250126	ULINE SHIPPING SUPPLIES	08/02/2024	\$ 1,670.35	\$ 1,670.35	8 - Printed
50250027	VIRCO MFG CORP	08/12/2024	\$ 1,738.30	\$ 1,738.30	8 - Printed
86250023	W. SCHILLER & CO., INC.	08/02/2024	\$ 1,124.00	\$ 1,124.00	8 - Printed
63250110	W. SCHILLER & CO., INC.	08/28/2024	\$ 7,359.96	\$ 7,359.96	8 - Printed
82250003	W.W.GRAINGER, INC.	08/16/2024	\$ 1,000.00	\$ 1,000.00	8 - Printed
82250004	W.W.GRAINGER, INC.	08/16/2024	\$ 1,000.00	\$ 1,000.00	8 - Printed
82250005	W.W.GRAINGER, INC.	08/19/2024	\$ 1,000.00	\$ 1,000.00	8 - Printed
82250006	W.W.GRAINGER, INC.	08/19/2024	\$ 1,000.00	\$ 1,000.00	8 - Printed
50250035	WAGNER PORTRAIT GROUP	08/28/2024	\$ 2,000.00	\$ 2,000.00	8 - Printed
62250174	WAYSIDE PUBLISHING	08/28/2024	\$ 10,517.94	\$ 10,517.94	8 - Printed
45250006	WENGER CORP	08/02/2024	\$ 3,845.53	\$ -	0 - Closed
6250005	WEST MUSIC COMPANY	08/28/2024	\$ 1,495.92	\$ 1,495.92	8 - Printed
63250088	WIRELESS USA, INC.	08/08/2024	\$ 1,887.00	\$ 1,887.00	8 - Printed
TOTAL:			\$ 1,174,379.81		

PURCHASE ORDERS

\$15,000+

AUGUST FY 25

PO#	Vendor Name	PO Date	Order Amount	Balance	Status
86250043	ACCURATE ASPHALT PAVING COMPANY INC	08/31/2024	\$ 42,793.92	\$ 42,793.92	8 - Printed
86250035	ACCURATE ASPHALT PAVING COMPANY INC	08/26/2024	\$ 45,195.28	\$ -	0 - Closed
86250031	ACCURATE ASPHALT PAVING COMPANY INC	08/15/2024	\$ 48,546.04	\$ -	0 - Closed
86250032	ACCURATE ASPHALT PAVING COMPANY INC	08/15/2024	\$ 49,948.00	\$ 49,948.00	8 - Printed
63250103	ACER SERVICE CORPORATION	08/25/2024	\$ 15,000.00	\$ 15,000.00	8 - Printed
86250024	ADVANCED ELEVATOR	08/02/2024	\$ 109,188.00	\$ 76,431.60	8 - Printed
71250006	AGILE SPORTS TECHNOLOGIES INC	08/27/2024	\$ 41,200.00	\$ -	0 - Closed
85250135	BEHRMANN COMPANY	08/13/2024	\$ 388,500.00	\$ -	0 - Closed
50250029	BEMISTON CARONDELET CORPORATION	08/21/2024	\$ 19,360.00	\$ 17,360.00	8 - Printed
85250137	BOND ARCHITECTS	08/13/2024	\$ 34,461.47	\$ 27,054.97	8 - Printed
86250033	BOND ARCHITECTS	08/25/2024	\$ 42,740.00	\$ 42,740.00	8 - Printed
86250041	BOND ARCHITECTS	08/28/2024	\$ 804,648.00	\$ 804,648.00	8 - Printed
85250125	BYRNE & JONES CONSTRUCTION	08/02/2024	\$ 49,900.00	\$ 49,900.00	8 - Printed
85250103	BYRNE & JONES CONSTRUCTION	08/13/2024	\$ 837,575.00	\$ 277,594.65	8 - Printed
85250120	CI FLOORING, LLC	08/02/2024	\$ 97,990.00	\$ -	0 - Closed
63250094	CLASSLINK, INC.	08/16/2024	\$ 206,258.00	\$ -	0 - Closed
65250122	COMMITTEE FOR CHILDREN	08/25/2024	\$ 45,700.85	\$ 45,700.85	8 - Printed
81250006	COMPASS GROUP USA	08/15/2024	\$ 5,215,800.00	\$ 5,215,800.00	8 - Printed
63250101	CONVERGEONE, INC	08/25/2024	\$ 36,440.64	\$ 36,440.64	8 - Printed
94250004	CREVE COEUR POLICE	08/25/2024	\$ 84,828.00	\$ 63,621.00	8 - Printed
85250152	DH PACE COMPANY	08/27/2024	\$ 18,066.00	\$ 18,066.00	8 - Printed
85250131	DH PACE COMPANY	08/07/2024	\$ 20,909.00	\$ 20,909.00	8 - Printed
85250138	DUTCH HOLLOW SERVICES & SUPPLIES INC.	08/15/2024	\$ 30,000.00	\$ 30,000.00	8 - Printed
62250111	EDYNAMIC HOLDING LP	08/13/2024	\$ 30,000.00	\$ 30,000.00	8 - Printed
63250082	ELLIOTT DATA SYSTEMS MIDWEST,	08/02/2024	\$ 18,668.00	\$ -	0 - Closed
97250050	ENERGY PETROLEUM COMPANY	08/25/2024	\$ 19,247.55	\$ -	0 - Closed
62250103	HUBBARD BROADCASTING, INC.	08/07/2024	\$ 30,000.00	\$ 20,540.00	8 - Printed
62250175	IMAGINE LEARNING LLC	08/28/2024	\$ 20,000.00	\$ 20,000.00	8 - Printed
86250028	INTEGRATED FACILITY SERVICES	08/13/2024	\$ 20,934.89	\$ 20,934.89	8 - Printed
85250139	INTEGRATED FACILITY SERVICES	08/25/2024	\$ 62,195.00	\$ 62,195.00	8 - Printed
85250149	INTERSTATE RESTORATION, LLC	08/25/2024	\$ 20,853.50	\$ 20,853.50	8 - Printed
85250129	INTERSTATE RESTORATION, LLC	08/05/2024	\$ 22,613.88	\$ 10,532.70	8 - Printed
85250119	INTERSTATE RESTORATION, LLC	08/02/2024	\$ 28,487.65	\$ -	0 - Closed
39250038	INTERSTATE RESTORATION, LLC	08/31/2024	\$ 39,120.36	\$ 39,120.36	8 - Printed
81250005	KAEMMERLEN PARTS & SERVICE, INC.	08/15/2024	\$ 50,000.00	\$ 48,162.15	8 - Printed
62250160	MCGRAW-HILL EDUCATION, INC.	08/20/2024	\$ 37,966.32	\$ 7,537.32	8 - Printed
62250161	MCGRAW-HILL EDUCATION, INC.	08/20/2024	\$ 38,870.28	\$ 7,716.78	8 - Printed
62250158	MCGRAW-HILL EDUCATION, INC.	08/20/2024	\$ 54,237.60	\$ 10,912.50	8 - Printed
62250159	MCGRAW-HILL EDUCATION, INC.	08/20/2024	\$ 54,237.60	\$ 3,477.60	8 - Printed
62250121	MENTAL HEALTH ASSOCIATION OF ST. LOUIS	08/15/2024	\$ 16,666.66	\$ 16,666.66	8 - Printed
62250122	MULTI-HEALTH SYSTEMS INC.	08/16/2024	\$ 21,000.00	\$ 21,000.00	8 - Printed

PO#	Vendor Name	PO Date	Order Amount	Balance	Status
85250134	POETTKER CONSTRUCTION COMPANY	08/13/2024	\$ 476,011.03	\$ 171,775.74	8 - Printed
85250136	POETTKER CONSTRUCTION COMPANY	08/13/2024	\$ 1,587,355.10	\$ 1,261,093.78	8 - Printed
86250026	PROFESSIONAL SERVICE INDUSTRIES	08/12/2024	\$ 47,933.00	\$ 47,933.00	8 - Printed
62250127	PROJECT LEAD THE WAY INC	08/16/2024	\$ 15,045.50	\$ 15,045.50	8 - Printed
62250125	PROJECT LEAD THE WAY INC	08/16/2024	\$ 20,099.50	\$ 20,099.50	8 - Printed
62250109	PROPER LIVING	08/12/2024	\$ 16,000.00	\$ -	0 - Closed
63250086	PSNI LLC	08/07/2024	\$ 37,125.00	\$ -	0 - Closed
63250093	RENAISSANCE LEARNING, INC	08/16/2024	\$ 70,119.00	\$ 70,119.00	8 - Printed
63250100	ROTH, WILLIAM J.	08/25/2024	\$ 353,950.00	\$ 59,550.00	8 - Printed
81250007	SAM TELL AND SON INC	08/16/2024	\$ 40,362.32	\$ 40,362.32	8 - Printed
62250129	SASC LLC	08/16/2024	\$ 37,548.00	\$ -	0 - Closed
62250128	SASC LLC	08/16/2024	\$ 48,787.20	\$ -	0 - Closed
86250027	SCI ENGINEERING, INC.	08/13/2024	\$ 33,956.75	\$ 33,956.75	8 - Printed
39250025	SPECTRUM ENVIRONMENTAL, LLC	08/16/2024	\$ 17,950.00	\$ -	0 - Closed
39250026	SPECTRUM ENVIRONMENTAL, LLC	08/16/2024	\$ 19,155.00	\$ -	0 - Closed
39250024	SPECTRUM ENVIRONMENTAL, LLC	08/15/2024	\$ 25,770.00	\$ -	0 - Closed
39250027	SPECTRUM ENVIRONMENTAL, LLC	08/16/2024	\$ 27,254.00	\$ -	0 - Closed
85250141	SPECTRUM ENVIRONMENTAL, LLC	08/16/2024	\$ 28,904.00	\$ -	0 - Closed
85250121	SUPERIOR INDUSTRIAL COATINGS	08/02/2024	\$ 38,000.00	\$ 38,000.00	8 - Printed
85250150	SUPERIOR INDUSTRIAL COATINGS	08/25/2024	\$ 39,945.00	\$ -	0 - Closed
85250130	SUPERIOR INDUSTRIAL COATINGS	08/05/2024	\$ 46,500.00	\$ 46,500.00	8 - Printed
62250100	TREE FROG PUBLISHING LLC	08/02/2024	\$ 27,185.00	\$ -	0 - Closed
85250140	VERITIV OPERATING CO	08/16/2024	\$ 30,000.00	\$ 30,000.00	8 - Printed
TOTAL:			\$ 11,955,102.89		

SPOT MARKET REPORT - AUGUST FY25

PO #	Create Date	Vendor	Name	COM	Qty.	UOM	UNIT \$	Description	Object	Account	Amt
07/01/24 - 07/31/24			Office Essentials	203	198	CASES	\$ 46.40	30% Recycled copy paper	6486	\$	9,187.20
08/01/24 - 08/31/24			Office Essentials	203	549	CASES	\$ 46.40	30% Recycled copy paper	6486	\$	25,473.60
85250088	07/11/2024	642477	ENERGY PETROLEUM COMPANY	400	300	EACH	\$ 2.58	REGULAR RFG GASONLINE	6486	\$	774.00
					1	EACH	\$ 84.44	FEDERAL AND STATE TAXES AND FEES	6486	\$	84.44
					2977.5	EACH	\$ 2.58	REGULAR RFG GASONLINE	6486	\$	7,681.95
					1	EACH	\$ 838.09	FEDERAL AND STATE TAXES AND FEES	6486	\$	838.09
85250123	08/02/2024	800559	KIESEL COMPANY	400	2000.1	EACH	\$ 2.69	NO LEAD 87 OCT RFG	6486	\$	5,380.27
					1	EACH	\$ 564.96	FEDERAL AND STATE TAXES AND FEES	6486	\$	564.96
					379.7	EACH	\$ 2.60	#2 CLEAR ULS DIESEL	6486	\$	987.22
					1	EACH	\$ 109.36	FEDERAL AND STATE TAXES AND FEES	6486	\$	109.36
					364.6	EACH	\$ 2.69	NO LEAD 87 OCT RFG	6486	\$	980.77
					1	EACH	\$ 171.55	FEDERAL AND STATE TAXES AND FEES	6486	\$	171.55
					435.4	EACH	\$ 2.50	REGULAR RFG GASONLINE	6486	\$	1,088.50
85250144	08/19/2024	642477	ENERGY PETROLEUM COMPANY	400	1	EACH	\$ 122.56	FEDERAL AND STATE TAXES AND FEES	6486	\$	122.56
					1974.6	EACH	\$ 2.50	REGULAR RFG GASONLINE	6486	\$	4,936.50
					1	EACH	\$ 555.79	FEDERAL AND STATE TAXES AND FEES	6486	\$	555.79
					7500	EACH	\$ 2.39	PREMIUM ULTRA LOW SULFUR DIESEL FUE	6486	\$	17,925.00
					7500	EACH	\$ 0.00	FED. OIL SPILL FEE	6486	\$	16.05
97250050	08/25/2024	642477	ENERGY PETROLEUM COMPANY	500	7500	EACH	\$ 0.00	MO. AGI TAX PER GAL. EXTRA	6486	\$	7.50
					7500	EACH	\$ 0.17	MO. STATE TAX PER GAL.	6486	\$	1,275.00
					7500	EACH	\$ 0.00	MO. ADG INSP. FEE TAX PER GAL.	6486	\$	5.25
					7500	EACH	\$ 0.00	MO. USTD TRANSP. LOAD FEE TAX PER GA	6486	\$	18.75
Total Commodity 202 (Paper)										\$	34,660.80
Total Commodity 400 (Fuel - Facilities)										\$	42,217.01
Total Commodity 500 (Fuel - Transportation)										\$	1,306.50
Total Commodity 401 (Trash Liners)										\$	-
Grand Total All Commodity										\$	78,184.31