



**PARKWAY**SCHOOLS

HIGHER EXPECTATIONS. BRIGHTER FUTURES.

# Financial Statements

**August 2023**

PARKWAY SCHOOL DISTRICT  
MONTHLY FINANCIAL REPORT  
TABLE OF CONTENT

<b><u>DOCUMENT</u></b>	<b><u>PAGE</u></b>
EXECUTIVE SUMMARY. . . . .	1 - 2
GRAPHS - REVENUE, EXPENDITURE, CASH, AND FUND BALANCE .	3 – 5
RECAPITULATION OF FUNDS. . . . .	6
ACCRUAL BALANCE SHEET. . . . .	7
BREAKOUT OF CASH AND INVESTMENTS. . . . .	8
GRANTS FROM CARES ACT: COVID 19 . . . . .	9
MODIFIED ACCRUAL REVENUE SCHEDULE . . . . .	10
EXPENDITURE SUMMARY BY OBJECT . . . . .	11
EXPENDITURE SUMMARY BY BUILDING . . . . .	12
EXPENDITURE SUMMARY - CONSOLIDATED. . . . .	13 - 16
EXPENDITURE SUMMARY BY PROGRAM . . . . .	17 - 20
GLOSSARY . . . . .	21--22
PURCHASING REPORTS . . . . .	23 – 38



TO: Board of Education

DATE: November 3, 2023

FROM: Patricia Bedborough, CPA

RE: Executive Summary August 2023

#### Abstract

The revenues are in line with last year. You may notice a large payment in transportation last year that was not duplicated this year. Interest earnings remain strong. You will notice our expenditures through August are similar to last year. The large payments in instructional materials consist of teacher technology refresh, student chromebook refresh and instructional software renewals.

#### Future Issues

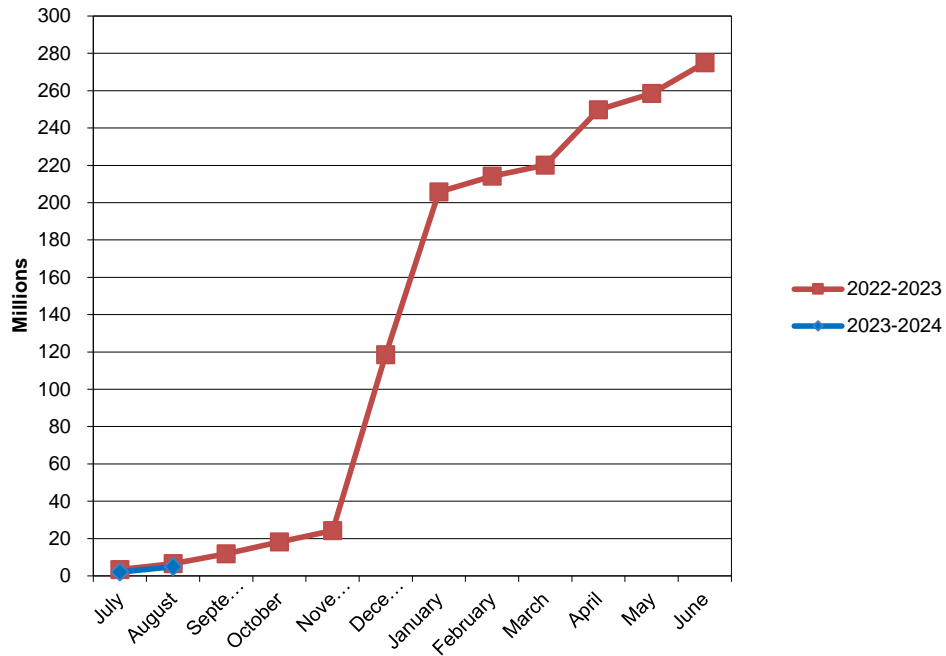
The following issues are still pending and could affect district finances in the future:

1. Health Insurance Costs – Health costs are a large portion of our benefit expenses. Our pharmacy benefit manager is through Business Health Coalition and we have substantial savings over market trends for our pharmacy. With the implementation of CVS as our PBM, we have seen savings and a reduction of the market increases. We opened our near site clinics for our employees and staff effective August 2018 and selected Care ATC as our continued provider. We had no increase in our premiums for 2023 and 2024 and our only plan change is the change in the HD plan deductible.
2. Commercial Property Assessments Appeals – As you are aware this has been a struggle over the last several years. We have seen our collection rate fluctuate due to these settlements. We worked with the state auditor's office last year and have approved \$3.7 million in recoupment. We are delaying the levy of the recoupment to future years. Our collection rate has improved to 97% from our prior year, but anticipate high protest with the current reassessment year.
3. New Construction Assessments - In September we received our final amounts from St. Louis County. We had another strong year with new construction with just over \$16 million in commercial and residential property and \$28 million in new personal property mainly attributed to the increased value of used cars.
4. Interest Income –Our interest from our banking account is budgeted to increase significantly due to the Fed's increasing the treasury rate. Our current rate earned is 5.64%.
5. State Revenue –DESE will be basing our formula calculation on our attendance from two years ago. With the pandemic, our lowest attendance year was last year.

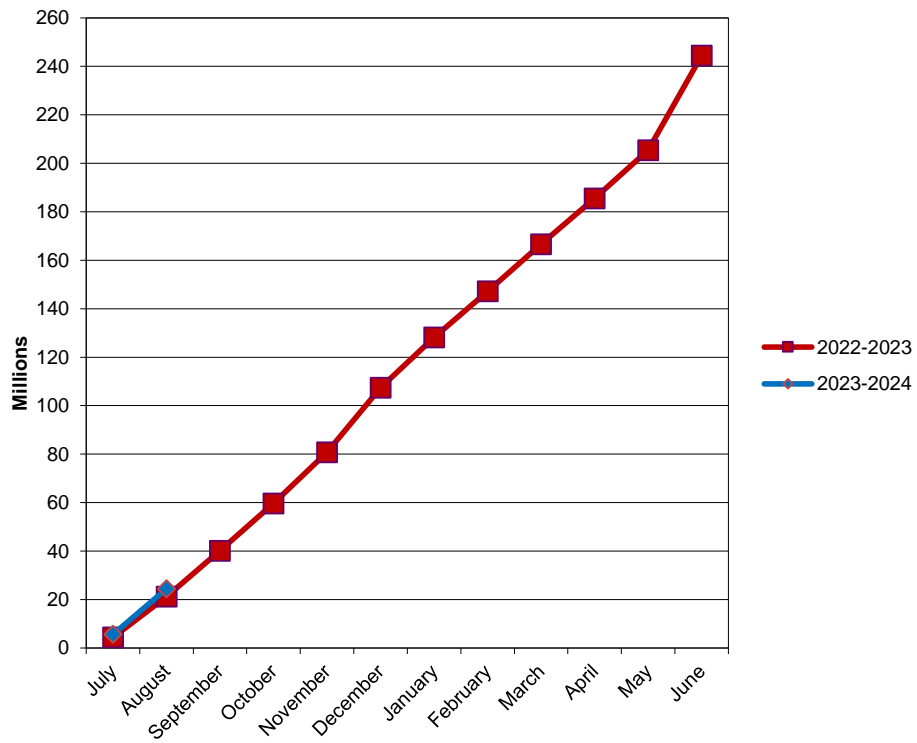
6. Spot Market Purchases – For information purposes, fiscal year-to-date purchases under the spot market procurement policy are as follows:

Fuel (Facilities)	\$	40,144.44
Fuel (Trans)	\$	72,749.40
Paper	\$	31,850.90
Trash Liner	\$	

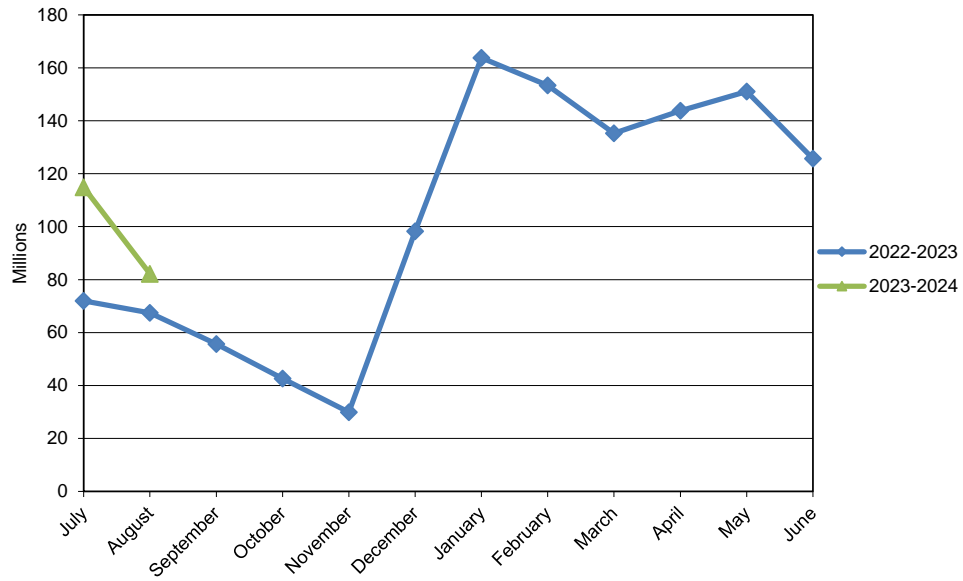
## PARKWAY SCHOOL DISTRICT ACTUAL OPERATING REVENUE

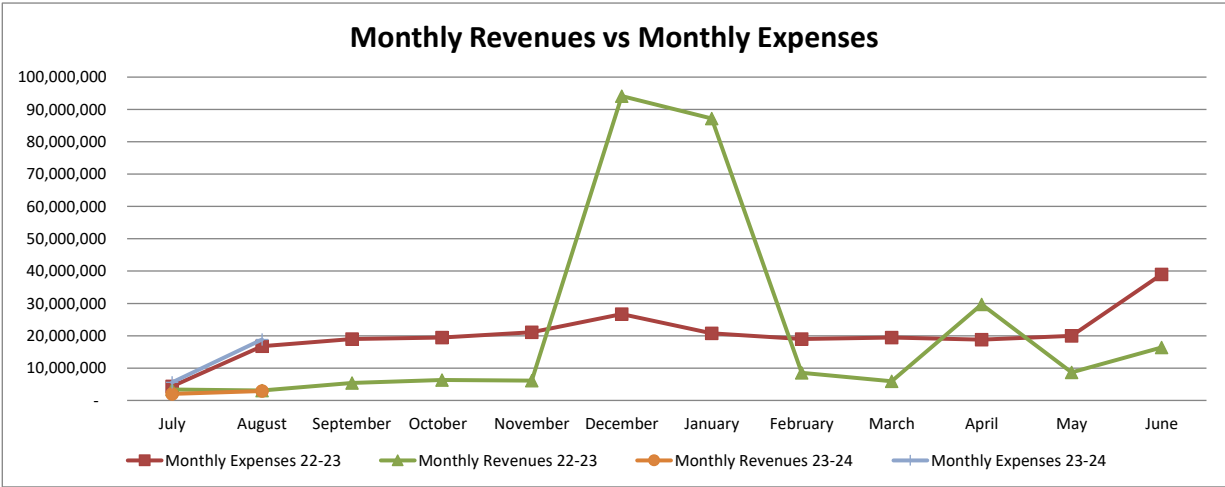
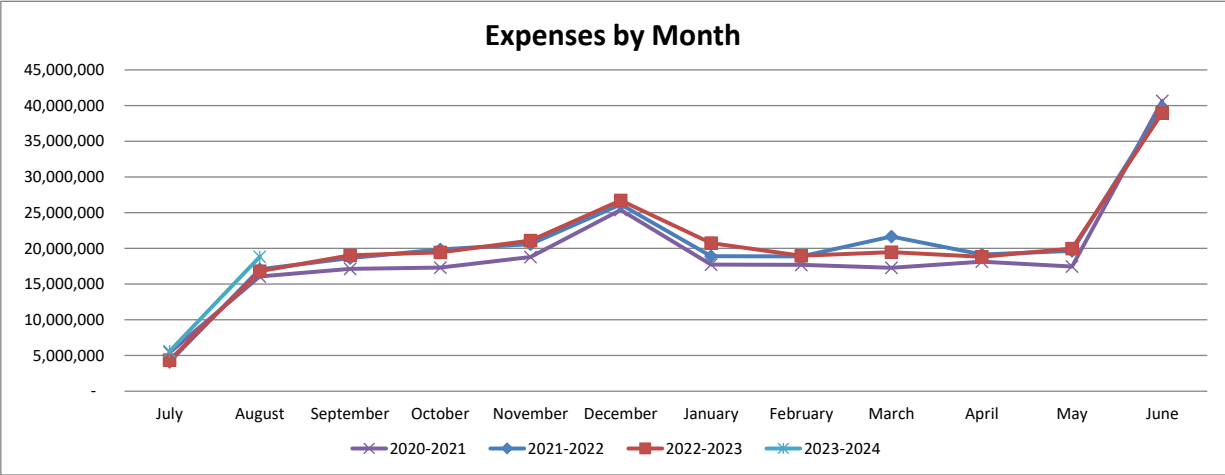
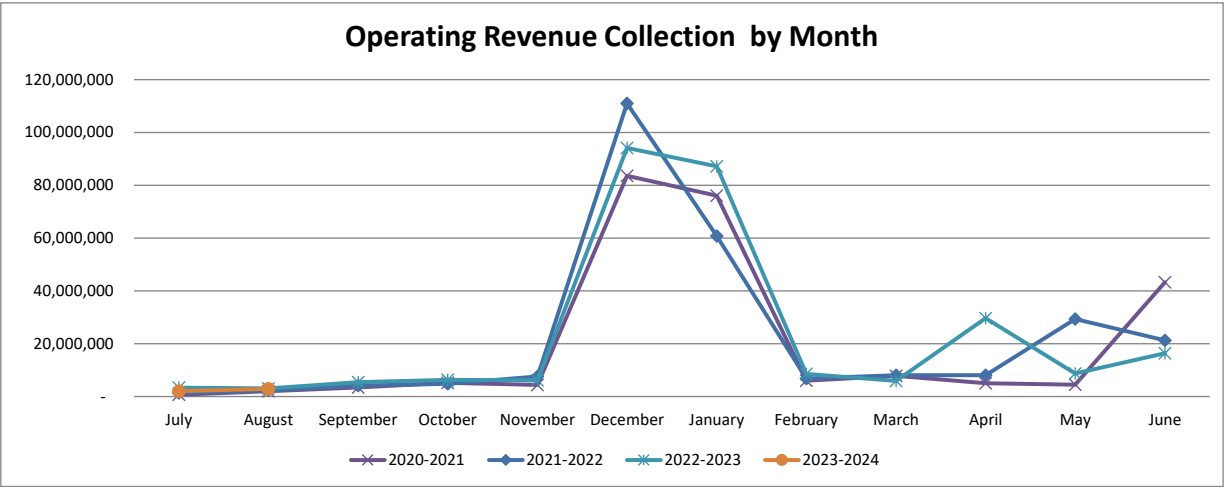


## PARKWAY SCHOOL DISTRICT ACTUAL OPERATING EXPENDITURES



## PARKWAY SCHOOL DISTRICT OPERATING FUND CASH AND INVESTMENTS





**Parkway School District  
Recapitulation of Funds  
Budget 2023-2024 With Restatement of Opening Balances**

FY2024 Full Year Budget

	<b>Operating</b>	<b>Debt Service</b>	<b>Capital Projects</b>	<b>2018 Bond Issue</b>	<b>2022 Bond Issue</b>	<b>All Funds</b>
Beginning Fund Balance	106,075,200	23,592,125	24,535,103	6,883,420	94,438,823	255,524,671
Revenues	272,877,126	28,789,562	292,720	50,000	1,000,000	303,009,408
Expenses	259,294,022	26,607,185	3,991,868	2,597,498	40,000,000	332,490,573
Transfers	(8,000,000)	-	8,000,000	-	-	-
Ending Fund Balance	111,658,304	25,774,502	28,835,955	4,335,922	55,438,823	226,043,506

ACTUAL FY24 THROUGH 8/31/2023

	<b>Operating</b>	<b>Debt Service</b>	<b>Capital Projects</b>	<b>2018 Bond Issue</b>	<b>2022 Bond Issue</b>	<b>All Funds</b>
Beginning Fund Balance	106,075,200	23,592,125	24,535,103	6,883,420	94,438,823	255,524,671
Revenues	4,936,241	191,108	10,675	-	756,281	5,894,305
Expenses	24,428,785	5,126,994	167,596	592,961	7,402,998	37,719,334
Transfers	-	-	-	-	-	-
Ending Fund Balance	86,582,656	18,656,239	24,378,182	6,290,459	87,792,106	223,699,642

ACTUAL FY23 THROUGH 8/31/2022

	<b>Operating</b>	<b>Debt Service</b>	<b>Capital Projects</b>	<b>2018 Bond Issue</b>	<b>All Funds</b>
Beginning Fund Balance	81,810,866	16,948,311	19,884,393	37,356,104	155,999,674
Revenues	6,483,284	194,141	20,861	155,438	6,853,724
Expenses	21,166,985	3,912,378	1,249,084	5,089,883	31,418,330
Transfers	-	-	-	-	-
Ending Fund Balance	67,127,165	13,230,074	18,656,170	32,421,659	131,435,068

**PARKWAY SCHOOL DISTRICT  
ACCRUAL BALANCE SHEET  
August 31, 2023**

	<b>TOTAL- ALL FUNDS 8/31/2023</b>	<b>TOTAL- ALL FUNDS 8/31/2022</b>
<b>ASSETS</b>		
Cash & Investments	232,423,213	146,232,617
Accounts Receivable	1,047,282	176,240
Inventories	1,091,701	2,181,492
Prepaid Expenses	4,707,451	3,765,962
Land	3,457,837	3,457,837
Land Improvements	19,905,904	17,375,608
Buildings/Improvements	202,329,603	201,550,105
Construction in Progress	69,518,613	48,759,117
Equipment	14,083,049	9,291,824
<b>Total Assets</b>	<b>548,564,653</b>	<b>432,790,802</b>
<b>LIABILITIES &amp; FUND BALANCE</b>		
Accounts Payable - Operating Funds	1,391,768	2,931,391
Accounts Payable - Bond Issue Funds	-	18,849
Accounts Payable - Capital Projects Funds	2,522	282,222
Accounts Payable - Medical Fund	-	10,992
Wages, Payroll Taxes, and Benefits Payable	1,059,975	3,496,696
Bonds Payable	303,365,000	227,965,000
Interest Payable	2,593,953	2,596,764
Liability for Compensated Absences	1,462,357	1,613,494
<b>Total Liabilities</b>	<b>309,875,575</b>	<b>238,915,408</b>
Bond Issue Fund Balance (combined 2018 and 2022)	94,082,565	32,421,659
Debt Service Fund Balance	18,656,239	13,230,074
Capital Projects Fund Balance	24,378,182	18,656,170
Equity in Fixed Assets less Long Term Liabilities	1,873,696	48,259,233
Medical Fund Balance	13,115,740	14,181,093
Operating Fund Balance	86,582,656	67,127,165
<b>Total Fund Balance</b>	<b>238,689,078</b>	<b>193,875,394</b>
<b>TOTAL LIABILITIES &amp; FUND BALANCE</b>	<b>548,564,653</b>	<b>432,790,802</b>

**BREAKOUT OF CASH & INVESTMENT BALANCE**

	<u><b>8/31/2023</b></u>	<u><b>8/31/2022</b></u>
MEDICAL FUND CASH	13,115,740	14,192,085
DEBT SERVICE FUND CASH	18,569,601	9,845,944
DEBT SERVICE FUND INVESTMENTS	86,625	3,384,117
BOND ISSUE FUND CASH	94,055,580	32,413,522
CAPITAL PROJECTS FUND CASH	24,407,689	18,965,377
OPERATING FUND CASH	57,179,352	32,593,938
OPERATING FUND INVESTMENTS	25,008,626	34,837,634
	<hr/>	<hr/>
<b>TOTAL</b>	232,423,213	146,232,617

**RESTRICTED RESERVE**

	<u><b>8/31/2023</b></u>	<u><b>8/31/2022</b></u>
FOOD SERVICE	(629,035)	(1,283,283)
MEDICAL BENEFITS	13,115,740	14,181,093
STUDENT ACTIVITY	3,891,546	3,520,981
	<hr/>	<hr/>
<b>TOTAL</b>	16,378,251	16,418,791

**Grants from Covid-19 Stimulus Funds**

Grant	Award	Received	Spent through 8/31/2023	Status	Description
Cares Act - ESSER	875,664	875,644	875,664	approved - fully received and fully spent	Utilized for salaries and benefits during closure. \$190,000 of grant is for non public schools.
Coronavirus Relief Fund(CRF)	1,199,707	1,199,707	1,199,707	approved - fully received and fully spent	Grant expenses include PPE, care coordinators and digital learning expenses. \$77,389 of this grant will be paid to VICC.
Covid-19 Response Supply Grant	502,883	502,883	502,883	approved - fully spent and received	This grant is a 75/25% split between the County and state. PPE, partitions and sanitation supplies were applied against this grant.
Student Connectivity Grant - B	112,000	112,000	112,000	approved - fully spent and received	Grant is a 50% reimbursement for hot spots
Transportation Supplement	153,918	97,843	100,821	Parkway spent all funds allocated to Parkway. Remainder is related to non-publics.	Grant is primarily for transportation PPE and sanitation supplies and summer school expenses for buses. Have until 9/30/22 to spend the funds.
Cares Act - unemployment	TBD	178,482	356,964	This is auto applied to our unemployment bills. Currently have a credit on our bills.	Reimburses District for 50% of unemployment expenses
County Early Cares Child Care Reponse Program	100,950	100,950	100,950	approved and fully spent	Costs incurred to child care facilities in St. Louis County for business interruption expenses and compliance with health and safety measures
ESSER II	5,378,360	5,378,360	5,378,360	approved - fully received and fully spent	Uses include PPE, air quality improvements, digital learning expenses, sub costs related to COVIDS absences, contact tracers, counselors and care coordinators over the next two fiscal years.
ESSER III*	11,897,669	6,455,549	9,107,583	This grant will go through the FY24 school year	Similar to ESSER II with the addition of summer school expenses, reading specialist, and instructional coaches. Have until 9/30/24 to spend the funds. 20% of the grant must address learning loss.
Teacher Retention Grant	615,000	500,000	615,000	approved - mostly spent. Working with DESE to finalize remaining portion	Used for stipends and future scholarships
Totals	21,011,083	15,401,418	18,583,175		

PARKWAY SCHOOL DISTRICT  
MODIFIED ACCRUAL REVENUE SCHEDULE  
August 2023

	YEAR TO DATE 8/31/23				YEAR TO DATE 8/31/2022				CHANGE FROM PRIOR YEAR	
	BUDGETED REVENUE	REVENUE REALIZED	% REALIZED	BALANCE TO BE REALIZED	REVENUE 6/30/23	REVENUE REALIZED	% REALIZED	BALANCE TO BE REALIZED	\$	%
<b>LOCAL</b>										
Property Taxes	195,200,528	-	0.00%	195,200,528	189,192,844	-	0.00%	189,192,844	-	0.00%
Delinquent Property Taxes	-	-	0.00%	-	-	-	0.00%	-	-	0.00%
Prop C	19,324,500	-	0.00%	19,324,500	19,375,000	-	0.00%	19,375,000	-	0.00%
M&M Surtax	5,862,389	-	0.00%	5,862,389	5,703,679	-	0.00%	5,703,679	-	0.00%
Food Service	4,295,432	360,339	8.39%	3,935,093	4,269,813	275,584	6.45%	3,994,229	84,755	30.75%
Other Local	5,015,859	306,688	6.11%	4,709,171	4,990,897	164,020	3.29%	4,826,877	142,668	86.98%
VICC-VST Revenue	5,125,943	-	0.00%	5,125,943	6,090,823	-	0.00%	6,090,823	-	0.00%
<b>TOTAL LOCAL</b>	<b>234,824,651</b>	<b>667,027</b>	<b>0.28%</b>	<b>234,157,624</b>	<b>229,623,056</b>	<b>439,604</b>	<b>0.19%</b>	<b>229,183,452</b>	<b>227,423</b>	<b>51.73%</b>
<b>INTEREST</b>	<b>2,515,000</b>	<b>1,046,746</b>	<b>41.62%</b>	<b>1,468,254</b>	<b>3,010,000</b>	<b>223,562</b>	<b>7.43%</b>	<b>2,786,438</b>	<b>823,184</b>	<b>27.35%</b>
<b>COUNTY</b>	<b>4,260,157</b>	<b>233,736</b>	<b>5.49%</b>	<b>4,026,421</b>	<b>3,542,740</b>	<b>1,110,738</b>	<b>31.35%</b>	<b>2,432,002</b>	<b>(877,002)</b>	<b>-24.75%</b>
<b>STATE</b>										
Basic Formula	1,786,762	319,488	17.88%	1,467,274	2,073,735	348,888	16.82%	1,724,847	(29,400)	-1.42%
Classroom Trust	6,648,740	1,132,512	17.03%	5,516,228	6,646,602	1,104,442	16.62%	5,542,160	28,070	0.42%
Transportation	4,000,000	824,281	20.61%	3,175,719	4,500,000	251,851	5.60%	4,248,149	572,430	12.72%
Other State	1,644,669	5,000	0.30%	1,639,669	1,607,877	24,922	1.55%	1,582,955	(19,922)	-1.24%
<b>TOTAL STATE</b>	<b>14,080,171</b>	<b>2,281,281</b>	<b>16.20%</b>	<b>11,798,890</b>	<b>14,828,214</b>	<b>1,730,103</b>	<b>11.67%</b>	<b>13,098,111</b>	<b>551,178</b>	<b>3.72%</b>
<b>FEDERAL</b>										
Federal Food Service	2,629,724	72,799	2.77%	2,556,925	2,614,040	1,069,464	40.91%	1,544,576	(996,665)	-38.13%
Other Federal Entitlements	8,495,740	163,777	1.93%	8,331,963	8,606,804	85,743	1.00%	8,521,061	78,034	0.91%
<b>TOTAL FEDERAL</b>	<b>11,125,464</b>	<b>236,576</b>	<b>2.13%</b>	<b>10,888,888</b>	<b>11,220,844</b>	<b>1,155,207</b>	<b>10.30%</b>	<b>10,065,637</b>	<b>(918,631)</b>	<b>-8.19%</b>
<b>OTHER FINANCING SOURCES</b>										
Transportation Reimbursement	2,537,394	98,127	3.87%	2,439,267	2,508,450	1,484,928	59.20%	1,023,522	(1,386,801)	-55.29%
Tuition From Other Districts	28,930	-	0.00%	28,930	28,930	-	0.00%	28,930	-	0.00%
Sale Of Property	5,359	1,990	37.13%	3,369	38,178	1,570	4.11%	36,608	420	1.10%
<b>TOTAL OTHER FINANCING SOURCES</b>	<b>2,571,683</b>	<b>100,117</b>	<b>3.89%</b>	<b>2,471,566</b>	<b>2,575,558</b>	<b>1,486,498</b>	<b>57.72%</b>	<b>1,089,060</b>	<b>(1,386,381)</b>	<b>-53.83%</b>
<b>SUB-TOTAL OPERATING REVENUE</b>	<b>269,377,126</b>	<b>4,565,483</b>	<b>1.69%</b>	<b>264,811,643</b>	<b>264,800,412</b>	<b>6,145,712</b>	<b>2.32%</b>	<b>258,654,700</b>	<b>(1,580,229)</b>	<b>-0.60%</b>
<b>STUDENT ACTIVITIES</b>	<b>3,500,000</b>	<b>370,758</b>	<b>10.59%</b>	<b>3,129,242</b>	<b>3,500,000</b>	<b>337,572</b>	<b>9.64%</b>	<b>3,162,428</b>	<b>33,186</b>	<b>0.95%</b>
<b>TOTAL OPERATING REVENUE</b>	<b>272,877,126</b>	<b>4,936,241</b>	<b>1.81%</b>	<b>267,940,885</b>	<b>268,300,412</b>	<b>6,483,284</b>	<b>2.42%</b>	<b>261,817,128</b>	<b>(1,547,043)</b>	<b>-0.58%</b>
<b>NON-OPERATING REVENUES</b>										
2018 Bond Issue Interest/Premium	50,000	-	0.00%	50,000	191,394	155,438	81.21%	35,956	(155,438)	-81.21%
2022 Bond Issue Interest/Premium	1,000,000	756,281		243,719	-	-				
2022 Sale of Bonds	-	-		-	98,274,517	-				
Debt Service Property Taxes	27,852,263	-	0.00%	27,852,263	26,893,473	-		26,893,473	-	0.00%
Debt Service Delinquent Prop. Taxes	-	-	0.00%	-	-	-	#DIV/0!	-	-	#DIV/0!
Debt Service Interest/Premium	200,000	190,759	95.38%	9,241	200,000	36,609	18.30%	163,391	154,150	77.08%
Debt Service County Revenue	737,299	349	0.05%	736,950	737,671	157,532	21.36%	580,139	(157,183)	-21.31%
Cap. Projects Property Taxes	-	-	0.00%	-	3,347,963	-	0.00%	3,347,963	-	0.00%
Cap. Projects Delinquent Prop. Taxes	-	-	0.00%	-	-	-	0.00%	-	-	0.00%
Capital Projects Other	292,320	10,675	3.65%	281,645	392,217	20,861	5.32%	371,356	(10,186)	-2.60%
Capital Projects Grants	-	-	0.00%	-	-	-		-	-	#DIV/0!
Capital Interest/Premium	400	-	0.00%	400	104	-	0.00%	104	-	0.00%
<b>TOTAL ALL REVENUE SOURCES</b>	<b>303,009,408</b>	<b>5,894,305</b>	<b>1.95%</b>	<b>297,115,103</b>	<b>398,337,751</b>	<b>6,853,724</b>	<b>1.72%</b>	<b>391,484,027</b>	<b>(959,419)</b>	<b>-0.24%</b>

EXPENDITURE SUMMARY BY OBJECT  
TOTAL ALL FUNDS  
August 2023

	BUDGET 2023-2024	ACTUAL EXPENDITURES YTD 8/31/2023	% EXPENDED 2023-2024	ACTUAL** EXPENDITURES 06/30/2023	ACTUAL EXPENDITURES YTD 8/31/2022	% EXPENDED 2022-2023	CHANGE FROM PRIOR YEAR	
							\$	%
<b>SALARIES</b>								
Certificated	124,767,198	10,679,100	8.56%	122,287,988	10,386,767	0.19%	292,333	2.81%
Classified	38,214,775	3,133,790	8.20%	37,073,552	3,018,144	2.77%	115,646	3.83%
<b>TOTAL SALARIES</b>	<b>162,981,973</b>	<b>13,812,890</b>	<b>8.48%</b>	<b>159,361,540</b>	<b>13,404,911</b>	<b>1.44%</b>	<b>407,979</b>	<b>3.04%</b>
<b>BENEFITS</b>								
Retirement, Social Security, and Medicare	28,038,144	2,314,474	8.25%	27,617,330	2,239,667	1.32%	74,807	3.34%
Medical, Dental, WC, and Life Insurance	28,038,143	1,712,741	6.11%	27,003,014	1,483,186	0.06%	229,555	15.48%
<b>TOTAL BENEFITS</b>	<b>56,076,287</b>	<b>4,027,215</b>	<b>7.18%</b>	<b>54,620,344</b>	<b>3,722,853</b>	<b>0.70%</b>	<b>304,362</b>	<b>8.18%</b>
<b>PURCHASED SERVICES</b>								
Substitute Services	3,794,685	53,972	1.42%	3,790,725	54,836	78.64%	(864)	-1.58%
Tuition	800,800	4,288	0.54%	834,575	18,420	-356.90%	(14,132)	-76.72%
Professional Services	2,191,536	183,243	8.36%	3,288,753	153,144	0.64%	30,099	19.65%
Audit	45,000	-	0.00%	36,000	-	0.00%	-	0.00%
Technical Services	113,400	9,000	7.94%	145,541	20,435	6.18%	(11,435)	-55.96%
Legal Services	200,000	-	0.00%	200,000	-	0.00%	-	0.00%
Property Services	3,594,457	274,671	7.64%	3,163,039	271,600	2.78%	3,071	1.13%
Travel & Contracted Trans.	1,832,333	37,600	2.05%	1,873,378	14,470	0.27%	23,130	159.85%
Property Insurance	1,087,646	-	0.00%	968,000	-	0.00%	-	0.00%
Liability Insurance	1,150,860	-	0.00%	1,067,200	(263,803)	0.00%	263,803	100.00%
Other Purchased Services	3,240,259	381,133	11.76%	4,230,241	424,251	4.35%	(43,118)	-10.16%
<b>TOTAL PURCHASED SERVICES</b>	<b>18,050,976</b>	<b>943,907</b>	<b>5.23%</b>	<b>19,597,452</b>	<b>693,353</b>	<b>1.58%</b>	<b>250,554</b>	<b>36.14%</b>
<b>CONSUMABLES</b>								
General Supplies	6,644,770	920,849	13.86%	6,631,209	1,744,608	-43.50%	(823,759)	-47.22%
Instructional Supplies	6,415,245	3,917,355	61.06%	5,206,919	759,572	102.78%	3,157,783	415.73%
Textbooks and Library Books	1,757,528	144,675	8.23%	1,613,616	330,384	4.15%	(185,709)	-56.21%
Gasoline/Diesel	858,503	33,715	3.93%	700,750	22,548	0.98%	11,167	49.53%
Energy Services	3,467,000	375,062	10.82%	3,709,000	303,790	0.00%	71,272	23.46%
Food Service Supplies	3,041,740	20,822	0.68%	2,517,247	57,722	0.00%	(36,900)	-63.93%
<b>TOTAL CONSUMABLES</b>	<b>22,184,786</b>	<b>5,412,478</b>	<b>24.40%</b>	<b>20,378,741</b>	<b>3,218,624</b>	<b>12.47%</b>	<b>2,193,854</b>	<b>68.16%</b>
<b>SUBTOTAL OPERATING EXPENSES</b>	<b>259,294,022</b>	<b>24,196,490</b>	<b>9.33%</b>	<b>253,958,077</b>	<b>21,039,741</b>	<b>2.18%</b>	<b>3,156,749</b>	<b>15.00%</b>
<b>STUDENT ACTIVITIES</b>	<b>3,500,000</b>	<b>232,295</b>	<b>6.64%</b>	<b>3,500,000</b>	<b>127,244</b>	<b>1.64%</b>	<b>105,051</b>	<b>5.00%</b>
<b>ANTICIPATED EXPENDITURE SAVINGS</b>	<b>(3,500,000)</b>	<b>-</b>	<b>0.00%</b>	<b>(3,500,000)</b>	<b>-</b>	<b>0.00%</b>	<b>-</b>	<b>0.00%</b>
<b>TOTAL OPERATING EXPENSES</b>	<b>259,294,022</b>	<b>24,428,785</b>	<b>9.42%</b>	<b>253,958,077</b>	<b>21,166,985</b>	<b>2.20%</b>	<b>3,261,800</b>	<b>15.41%</b>
<b>CAPITAL OUTLAY - NON BOND EXPENSES</b>								
Land Improvement	-	-	#DIV/0!	156,000	-	0.00%	-	100.00%
Building Alterations	1,849,000	46,500	2.51%	2,307,758	210,356	0.00%	(163,856)	-77.89%
General Equipment	515,339	15,986	3.10%	1,052,604	626,710	0.47%	(610,724)	-97.45%
Instructional Equipment	74,588	33,866	45.40%	145,846	11,080	0.00%	22,786	205.65%
Technology Equipment	14,245	5,807	40.77%	1,375,808	319,394	0.00%	(313,587)	-98.18%
Student Activity	88,150	16,037	18.19%	182,173	2,927	0.00%	-	0.00%
Vehicles	110,000	49,400	44.91%	798,161	34,055	6.19%	15,345	45.06%
School Buses	1,340,546	-	0.00%	1,084,344	491	-15.17%	(491)	-100.00%
<b>TOTAL CAPITAL OUTLAY</b>	<b>3,991,868</b>	<b>167,596</b>	<b>4.20%</b>	<b>7,102,694</b>	<b>1,205,013</b>	<b>-1.55%</b>	<b>(1,037,417)</b>	<b>-86.09%</b>
<b>2018 BOND ISSUE EXPENDITURES</b>	<b>2,597,498</b>	<b>592,961</b>	<b>22.83%</b>	<b>33,648,929</b>	<b>5,089,883</b>	<b>0.00%</b>	<b>(4,496,922)</b>	<b>-88.35%</b>
<b>2022 BOND ISSUE EXPENDITURES</b>	<b>40,000,000</b>	<b>7,402,998</b>		<b>5,550,000</b>	<b>-</b>			
<b>CAPITAL FUND - BUS LEASES</b>	<b>-</b>	<b>-</b>	<b>#DIV/0!</b>	<b>284,419</b>	<b>44,071</b>	<b>57.83%</b>	<b>(44,071)</b>	<b>-100.00%</b>
<b>DEBT SERVICE - GO BONDS</b>	<b>26,607,185</b>	<b>5,126,994</b>	<b>19.27%</b>	<b>22,447,939</b>	<b>3,912,378</b>	<b>0.00%</b>	<b>1,214,616</b>	<b>31.05%</b>
<b>GRAND TOTAL EXPENSES</b>	<b>332,490,573</b>	<b>37,719,334</b>	<b>11.34%</b>	<b>322,992,058</b>	<b>31,418,330</b>	<b>3.45%</b>	<b>6,301,004</b>	<b>20.06%</b>

**Parkway School District  
Building Location Recap Report**

Fiscal Year 2024 Through Period 2    Run Date: 11-02-2023 @ 13:23:32

	<b>Budget</b>	<b>Expended</b>	<b>Encumbrances</b>	<b>Unexpended</b>
FERN RIDGE HIGH	16,400.00	3,230.19	368.00	12,801.81
CENTRAL HIGH	259,120.00	9,872.72	29,070.25	220,177.03
NORTH HIGH	201,105.00	17,082.23	15,476.34	168,546.43
WEST HIGH	284,540.00	19,142.70	43,223.74	222,173.56
SOUTH HIGH	310,985.00	25,705.94	36,786.03	248,493.03
SOUTHWEST MIDDLE	118,422.00	23,017.24	14,462.15	80,942.61
CENTRAL MIDDLE	144,585.00	39,281.28	3,203.30	102,100.42
NORTHEAST MIDDLE	113,220.00	10,415.71	9,008.21	93,796.08
SOUTH MIDDLE	83,079.00	9,666.92	12,802.00	60,610.08
WEST MIDDLE	139,383.00	22,553.07	509.00	116,320.93
MCKELVEY PRIMARY	31,382.00	3,873.67	1,593.60	25,914.73
BARRETS ELEM.	52,256.00	16,494.55	4,116.77	31,644.68
BELLERIVE ELEM.	58,646.00	2,584.95	4,814.49	51,246.56
CARMAN TRAILS ELEM.	53,392.00	9,740.87	3,970.01	39,681.12
CLAYMONT ELEM.	72,278.00	13,131.76	2,684.89	56,461.35
CRAIG ELEM.	51,546.00	5,123.25	453.00	45,969.75
GREEN TRAILS ELEM.	54,812.00	14,052.23	3,886.97	36,872.80
HANNA WOODS ELEM.	51,830.00	6,956.67	2,380.48	42,492.85
HENRY ELEM.	73,982.00	19,548.94	4,720.46	49,712.60
HIGHCROFT ELEM.	50,552.00	10,571.19	1,876.42	38,104.39
MASON RIDGE ELEM.	57,084.00	16,339.97	5,200.08	35,543.95
MCKELVEY INTERMEDIATE	59,640.00	7,088.42	5,317.09	47,234.49
OAK BROOK ELEM.	52,966.00	5,752.96	9,863.09	37,349.95
PIERREMONT ELEM.	66,598.00	25,845.50	2,477.03	38,275.47
RIVER BEND ELEM.	56,942.00	4,379.09	678.59	51,884.32
ROSS ELEM.	56,232.00	8,746.19	11,867.57	35,618.24
SORRENTO SPRINGS ELEM.	45,298.00	11,447.83	5,813.29	28,036.88
SHENANDOAH VALLEY ELEM.	59,640.00	22,154.39	15,563.31	21,922.30
WREN HOLLOW ELEM.	64,610.00	4,113.13	11,746.72	48,750.15
 Grand Total for Funds 10-12	 <b>2,708,970.00</b>	 <b>378,438.38</b>	 <b>232,065.91</b>	 <b>2,098,465.71</b>
Grand Total for Fund 20	<b>0.00</b>	<b>231.90</b>	<b>0.00</b>	<b>-231.90</b>
Grand Total for Fund 30	<b>0.00</b>	<b>0.00</b>	<b>0.00</b>	<b>0.00</b>
Grand Total for Funds 40-41	<b>31,555.00</b>	<b>9,243.28</b>	<b>31,866.97</b>	<b>-9,555.25</b>
Grand Total All	<b>2,740,525.00</b>	<b>387,913.56</b>	<b>263,932.88</b>	<b>2,088,678.56</b>

**Parkway School District  
Consolidated Budget - Programs Recap Report**

Fiscal Year 2024 Through Period 2    Run Date: 11-02-2023 @ 13:27:17

	Budget	Expended	Encumbrances	Unexpended
SPECIAL READING	21,876.00	3,754.66	1,674.86	16,446.48
COMM ARTS	114,334.00	34,282.62	11,413.80	68,637.58
MATHEMATICS	61,422.00	2,611.81	52.57	58,757.62
FINE ARTS	134,771.00	22,231.35	22,455.24	90,084.41
PHYSICAL EDUCATION	63,117.00	16,235.04	1,470.22	45,411.74
SCIENCE	93,841.00	5,562.22	2,383.65	85,895.13
SOCIAL STUDIES	75,375.00	5,337.64	6,176.09	63,861.27
INSTRUCTIONAL TECHNOLOGY	72,049.00	8,651.30	2,500.00	60,897.70
GUIDANCE	25,429.00	1,966.72	0.00	23,462.28
ART	130,766.00	29,740.15	47,043.64	53,982.21
BLDG ADMIN SERVICES	1,556,502.00	228,736.42	100,852.29	1,226,913.29
AUDIO VISUAL SERVICES	1,300.00	0.00	2,390.58	-1,090.58
BUSINESS EDUCATION	29,401.00	351.63	0.00	29,049.37
MODERN CLASSICAL LANG	30,294.00	2,574.54	0.00	27,719.46
FAMILY AND CONSUMER SC	74,781.00	711.84	9,872.38	64,196.78
INDUSTRIAL ARTS	43,215.00	3,467.09	6,600.00	33,147.91
STUDENT BODY ACT	89,855.00	10,834.04	42,036.47	36,984.49
COOP VOC ED	2,080.00	0.00	0.00	2,080.00
UNIFIED STUDIES	2,255.00	0.00	0.00	2,255.00
SPEECH	21,273.00	443.23	750.00	20,079.77
LIBRARY SVCS	73,923.00	7,916.46	4,783.19	61,223.35
HEALTH ED	7,005.00	4.32	1,448.86	5,551.82
EEE CAMP	2,675.00	1,899.01	0.00	775.99
ESOL	2,982.00	236.97	0.00	2,745.03
GIFTED EDUCATION	9,704.00	364.50	29.04	9,310.46
SPECIAL SERVICES	300.00	0.00	0.00	300.00
INSTRUCTIONAL STAFFING	220,749,029.00	10,468,517.20	0.00	210,280,511.8
BLDG LEVEL STAFFING	0.00	2,133,702.90	0.00	-2,133,702.90
ATHLETICS	1,063,381.00	233,727.10	185,641.23	644,012.67
ADULT BASIC EDUCATION	166,929.00	133,471.63	6,489.00	26,968.37
SWIM CLUB	138,200.00	46,631.32	0.00	91,568.68
EARLY CHILDHOOD	102,700.00	114,568.03	1,500.00	-13,368.03
PRESCHOOLS	277,400.00	164,512.58	1,996.51	110,890.91
PARK ROCK COMM ED	100,000.00	3,862.12	0.00	96,137.88
STUDENT SERVICES	1,332,000.00	64,026.69	633,067.50	634,905.81
PUPIL PERSONNEL	0.00	178,452.17	0.00	-178,452.17
HEALTH SERVICES	109,445.00	270,358.02	10,737.10	-171,650.12
GUIDANCE AND COUNSELING	81,050.00	28,132.47	0.00	52,917.53

**Parkway School District  
Consolidated Budget - Programs Recap Report**

Fiscal Year 2024 Through Period 2    Run Date: 11-02-2023 @ 13:27:17

	Budget	Expended	Encumbrances	Unexpended
SEB SUPPORT	85,900.00	41,691.02	2,749.00	41,459.98
DATA MGMT/RESEARCH	90,095.00	31,526.76	10,022.54	48,545.70
STUDENT DISC & ALT STUDIES	22,050.00	42,878.95	0.00	-20,828.95
SPECIAL SERVICES	35,383.00	49,852.15	0.00	-14,469.15
ASST SUPER OF STUDENT SERV	53,300.00	40,101.57	19,372.00	-6,173.57
TEACH LEARN ACCOUNTABILITY	2,555,750.00	780,659.00	159,839.12	1,615,251.88
PROFESSIONAL LEARNING	584,782.00	210,169.89	6,119.94	368,492.17
READING DIAGNOSTICS	6,550.00	8,409.63	1,221.00	-3,080.63
INSTRUC TECH LIBRARY MEDIA	399,130.00	226,691.83	15,855.25	156,582.92
STUDENT ASSESSMENT	135,680.00	138,310.38	-23.40	-2,606.98
PROGRESS MONITORING	0.00	17,048.66	0.00	-17,048.66
ELEM COMM ARTS	5,800.00	0.00	0.00	5,800.00
ELEM SOC STUDIES	25,250.00	0.00	0.00	25,250.00
ELEM MATH	2,000.00	0.00	0.00	2,000.00
ELEM SCIENCE	300.00	0.00	0.00	300.00
MIDD ELA	3,375.00	92.00	0.00	3,283.00
MIDD SOC STUDIES	500.00	0.00	0.00	500.00
MIDD MATH	5,000.00	168.83	0.00	4,831.17
MIDD SCIENCE	13,375.00	1,732.17	0.00	11,642.83
HIGH ELA	40,015.00	0.00	578.70	39,436.30
HIGH SOC STUDIES	1,950.00	0.00	0.00	1,950.00
HIGH MATH	1,350.00	2,053.35	2,053.35	-2,756.70
HIGH SCIENCE	2,100.00	0.00	0.00	2,100.00
FINE ARTS	244,209.00	8,244.19	58,579.07	177,385.74
PHYSICAL EDUC	1,390.00	0.00	0.00	1,390.00
GIFTED	29,800.00	554.20	1,813.30	27,432.50
ESOL	26,050.00	3,411.30	18,162.70	4,476.00
WORLD LANGUAGE	12,980.00	4,692.64	1,284.84	7,002.52
CAREER & TECH ED	7,550.00	9.70	0.00	7,540.30
CHOICE	1,031,800.00	15,242.89	548,955.00	467,602.11
INSTRUCTIONAL TECHNOLOGY	12,000.00	0.00	0.00	12,000.00
PATH	14,350.00	10,119.93	0.00	4,230.07
OASIS PROGRAM	9,900.00	269.12	0.00	9,630.88
OUTDOOR SCHOOL	18,150.00	-47,033.15	0.00	65,183.15
SUMMER SCHOOL	50,000.00	251,814.53	50,000.00	-251,814.53
VIRTUAL CAMPUS	3,000.00	148,113.13	0.00	-145,113.13
BOARD OF EDUCATION	197,191.00	9,000.00	0.00	188,191.00
SUPERINTENDENT	31,000.00	82,965.87	2,500.00	-54,465.87

**Parkway School District  
Consolidated Budget - Programs Recap Report**

Fiscal Year 2024 Through Period 2    Run Date: 11-02-2023 @ 13:27:17

	Budget	Expended	Encumbrances	Unexpended
DISTRICT DUES	204,623.00	85,483.61	40,849.17	78,290.22
LEGAL SERVICES	200,000.00	0.00	125,000.00	75,000.00
DEPUTY SUPERINTENDENT	88,484.00	45,510.43	3,060.00	39,913.57
CHIEF FINANCIAL OFFICER	8,805.00	51,942.36	1,190.00	-44,327.36
COMMUNICATIONS	223,710.00	229,407.03	1,350.00	-7,047.03
SAFETY SECURITY	847,233.00	60,059.88	575,714.68	211,458.44
SPECIAL PROJECTS	440,300.00	11,116.65	22,573.50	406,609.85
FINANCE	135,425.00	153,589.00	26,761.75	-44,925.75
INTERNAL EQUIP FIN	300,508.00	33,960.05	211,365.64	55,182.31
RISK MGMT	3,221,343.00	-261,691.45	94,009.69	3,389,024.76
FOOD SERVICES	4,699,680.00	177,806.64	4,230,042.24	291,831.12
PURCHASING	36,250.00	42,985.60	0.00	-6,735.60
PRINT SHOP	-14,425.00	2,997.95	15,192.31	-32,615.26
SCHOOL STORES	11,500.00	-4,571.11	3,141.09	12,930.02
WAREHOUSE	54,540.00	73,174.13	4,104.11	-22,738.24
MAILROOM	17,810.00	5,546.28	2,322.36	9,941.36
TECHNOLOGY	6,206,656.00	3,952,441.45	136,570.84	2,117,643.71
HUMAN RESOURCES	202,550.00	178,772.73	11,400.00	12,377.27
TRANSPORTATION	2,101,616.00	255,746.76	200,272.94	1,645,596.30
SSD TRANSPORTATION	228,993.00	57,171.64	0.00	171,821.36
CUSTODIAL	1,027,260.00	921,888.97	235,440.19	-130,069.16
FACILITY MAINTENANCE	2,094,700.00	636,011.89	549,308.23	909,379.88
GROUNDS MAINTENANCE	1,069,000.00	218,071.65	124,899.33	726,029.02
PLANNING	683,600.00	143,677.56	65,587.19	474,335.25
ENVIRONMENTAL SVCS	537,550.00	49,680.92	265,165.70	222,703.38
FACILITY MANAGEMENT	460,750.00	111,505.50	75,804.54	273,439.96
REBATE PROJECTS	350,000.00	24,935.00	54,010.00	271,055.00
ENERGY SERVICES	4,051,000.00	428,808.44	3,236,529.58	385,661.98
SUSTAINABILITY	499,845.00	31,844.96	340,980.92	127,019.12
2018 BOND	6,848,152.99	592,960.90	3,703,848.70	2,551,343.39
2022 BOND	35,749,345.01	7,402,998.07	12,568,898.02	15,777,448.92
DEBT SERVICE	26,607,184.59	5,126,993.97	0.00	21,480,190.62
STATE GRANTS	0.00	22,189.57	0.00	-22,189.57
FEDERAL GRANTS	676,920.00	281,109.49	54,647.80	341,162.71
LOCAL GRANTS	0.00	20,208.89	10,804.38	-31,013.27
<b>Grand Total for Funds 10-12</b>	<b>92,722,718.00</b>	<b>10,132,892.85</b>	<b>12,428,687.03</b>	<b>70,161,138.12</b>

# **Parkway School District Consolidated Budget - Programs Recap Report**

Fiscal Year 2024 Through Period 2    Run Date: 11-02-2023 @ 13:27:17

	Budget	Expended	Encumbrances	Unexpended
Grand Total for Fund 20	166,571,304.00	14,063,597.67	0.00	152,507,706.3 <sub>2</sub>
Grand Total for Fund 30	26,607,184.59	5,126,993.97	0.00	21,480,190.62
Grand Total for Funds 40-41	3,991,868.00	151,558.28	291,857.78	21,877,244.25
 Grand Total All	 332,490,572.59	 37,471,001.74	 28,993,291.53	 266,026,279.3 <sub>2</sub>

**Parkway School District  
Program Budget - Programs Recap Report**

Fiscal Year 2024 Through Period 2    Run Date: 11-02-2023 @ 13:29:42

	Budget	Expended	Encumbrances	Unexpended
SPECIAL READING	21,876.00	3,754.66	1,674.86	16,446.48
COMM ARTS	114,334.00	34,282.62	11,413.80	68,637.58
MATHEMATICS	61,422.00	2,611.81	52.57	58,757.62
FINE ARTS	134,771.00	22,231.35	22,455.24	90,084.41
PHYSICAL EDUCATION	63,117.00	16,235.04	1,470.22	45,411.74
SCIENCE	93,841.00	5,562.22	2,383.65	85,895.13
SOCIAL STUDIES	75,375.00	5,337.64	6,176.09	63,861.27
INSTRUCTIONAL TECHNOLOGY	72,049.00	8,651.30	2,500.00	60,897.70
GUIDANCE	25,429.00	1,966.72	0.00	23,462.28
ART	130,766.00	29,740.15	47,043.64	53,982.21
BLDG ADMIN SERVICES	1,556,502.00	227,294.22	100,852.29	1,228,355.49
AUDIO VISUAL SERVICES	1,300.00	0.00	2,390.58	-1,090.58
BUSINESS EDUCATION	29,401.00	351.63	0.00	29,049.37
MODERN CLASSICAL LANG	30,294.00	2,574.54	0.00	27,719.46
FAMILY AND CONSUMER SC	74,781.00	711.84	9,872.38	64,196.78
INDUSTRIAL ARTS	43,215.00	3,467.09	6,600.00	33,147.91
STUDENT BODY ACT	89,855.00	10,834.04	42,036.47	36,984.49
COOP VOC ED	2,080.00	0.00	0.00	2,080.00
UNIFIED STUDIES	2,255.00	0.00	0.00	2,255.00
SPEECH	21,273.00	443.23	750.00	20,079.77
LIBRARY SVCS	73,923.00	7,916.46	4,783.19	61,223.35
HEALTH ED	7,005.00	4.32	1,448.86	5,551.82
EEE CAMP	2,675.00	1,899.01	0.00	775.99
ESOL	2,982.00	236.97	0.00	2,745.03
GIFTED EDUCATION	9,704.00	364.50	29.04	9,310.46
SPECIAL SERVICES	300.00	0.00	0.00	300.00
INSTRUCTIONAL STAFFING	2,700,000.00	53,120.66	0.00	2,646,879.34
ATHLETICS	1,063,381.00	108,896.27	185,641.23	768,843.50
ADULT BASIC EDUCATION	166,929.00	3,405.23	6,489.00	157,034.77
SWIM CLUB	138,200.00	2,275.92	0.00	135,924.08
EARLY CHILDHOOD	102,700.00	3,996.35	1,500.00	97,203.65
PRESCHOOLS	277,400.00	8,623.39	1,996.51	266,780.10
PARK ROCK COMM ED	100,000.00	432.90	0.00	99,567.10
STUDENT SERVICES	1,332,000.00	38,033.28	633,067.50	660,899.22
PUPIL PERSONNEL	0.00	225.14	0.00	-225.14
HEALTH SERVICES	109,445.00	17,980.64	10,737.10	80,727.26

**Parkway School District  
Program Budget - Programs Recap Report**

Fiscal Year 2024 Through Period 2    Run Date: 11-02-2023 @ 13:29:42

	Budget	Expended	Encumbrances	Unexpended
<b>GUIDANCE AND COUNSELING</b>	81,050.00	3,507.00	0.00	77,543.00
<b>SEB SUPPORT</b>	85,900.00	16,940.03	2,749.00	66,210.97
<b>DATA MGMT/RESEARCH</b>	90,095.00	623.02	10,022.54	79,449.44
<b>STUDENT DISC &amp; ALT STUDIES</b>	22,050.00	16.36	0.00	22,033.64
<b>SPECIAL SERVICES</b>	35,383.00	0.74	0.00	35,382.26
<b>ASST SUPER OF STUDENT SERV</b>	53,300.00	6,386.94	19,372.00	27,541.06
<b>TEACH LEARN ACCOUNTABILITY</b>	2,555,750.00	474,644.37	159,839.12	1,921,266.51
<b>PROFESSIONAL LEARNING</b>	584,782.00	2,981.93	6,119.94	575,680.13
<b>READING DIAGNOSTICS</b>	6,550.00	159.50	1,221.00	5,169.50
<b>INSTRUC TECH LIBRARY MEDIA</b>	399,130.00	132,092.68	15,855.25	251,182.07
<b>STUDENT ASSESSMENT</b>	135,680.00	115,573.40	-23.40	20,130.00
<b>ELEM COMM ARTS</b>	5,800.00	0.00	0.00	5,800.00
<b>ELEM SOC STUDIES</b>	25,250.00	0.00	0.00	25,250.00
<b>ELEM MATH</b>	2,000.00	0.00	0.00	2,000.00
<b>ELEM SCIENCE</b>	300.00	0.00	0.00	300.00
<b>MIDD ELA</b>	3,375.00	92.00	0.00	3,283.00
<b>MIDD SOC STUDIES</b>	500.00	0.00	0.00	500.00
<b>MIDD MATH</b>	5,000.00	168.83	0.00	4,831.17
<b>MIDD SCIENCE</b>	13,375.00	1,732.17	0.00	11,642.83
<b>HIGH ELA</b>	40,015.00	0.00	578.70	39,436.30
<b>HIGH SOC STUDIES</b>	1,950.00	0.00	0.00	1,950.00
<b>HIGH MATH</b>	1,350.00	2,053.35	2,053.35	-2,756.70
<b>HIGH SCIENCE</b>	2,100.00	0.00	0.00	2,100.00
<b>FINE ARTS</b>	244,209.00	7,780.39	58,579.07	177,849.54
<b>PHYSICAL EDUC</b>	1,390.00	0.00	0.00	1,390.00
<b>GIFTED</b>	29,800.00	554.20	1,813.30	27,432.50
<b>ESOL</b>	26,050.00	1,837.30	18,162.70	6,050.00
<b>WORLD LANGUAGE</b>	12,980.00	4,692.64	1,284.84	7,002.52
<b>CAREER &amp; TECH ED</b>	7,550.00	9.70	0.00	7,540.30
<b>CHOICE</b>	1,031,800.00	7,488.92	548,955.00	475,356.08
<b>INSTRUCTIONAL TECHNOLOGY</b>	12,000.00	0.00	0.00	12,000.00
<b>PATH</b>	14,350.00	0.00	0.00	14,350.00
<b>OASIS PROGRAM</b>	9,900.00	0.00	0.00	9,900.00
<b>OUTDOOR SCHOOL</b>	18,150.00	-46,978.20	0.00	65,128.20
<b>SUMMER SCHOOL</b>	50,000.00	3,604.36	50,000.00	-3,604.36
<b>VIRTUAL CAMPUS</b>	3,000.00	-191.45	0.00	3,191.45

**Parkway School District  
Program Budget - Programs Recap Report**

Fiscal Year 2024 Through Period 2    Run Date: 11-02-2023 @ 13:29:42

	Budget	Expended	Encumbrances	Unexpended
BOARD OF EDUCATION	197,191.00	9,000.00	0.00	188,191.00
SUPERINTENDENT	31,000.00	7,581.89	2,500.00	20,918.11
DISTRICT DUES	204,623.00	85,483.61	40,849.17	78,290.22
LEGAL SERVICES	200,000.00	0.00	125,000.00	75,000.00
DEPUTY SUPERINTENDENT	88,484.00	2,817.90	3,060.00	82,606.10
CHIEF FINANCIAL OFFICER	8,805.00	-71.96	1,190.00	7,686.96
COMMUNICATIONS	223,710.00	83,749.32	1,350.00	138,610.68
SAFETY SECURITY	847,233.00	8,744.97	575,714.68	262,773.35
SPECIAL PROJECTS	440,300.00	0.00	22,573.50	417,726.50
FINANCE	135,425.00	7,730.54	26,761.75	100,932.71
INTERNAL EQUIP FIN	300,508.00	33,960.05	211,365.64	55,182.31
RISK MGMT	2,212,112.00	0.00	5,000.00	2,207,112.00
FOOD SERVICES	4,699,680.00	164,494.10	4,230,042.24	305,143.66
PURCHASING	36,250.00	39.83	0.00	36,210.17
PRINT SHOP	-14,425.00	-4,385.65	15,192.31	-25,231.66
SCHOOL STORES	11,500.00	-7,020.05	3,141.09	15,378.96
WAREHOUSE	54,540.00	3,849.16	4,104.11	46,586.73
MAILROOM	17,810.00	257.64	2,322.36	15,230.00
TECHNOLOGY	6,206,656.00	3,480,416.29	136,570.84	2,589,668.87
HUMAN RESOURCES	202,550.00	12,799.51	11,400.00	178,350.49
TRANSPORTATION	2,101,616.00	69,942.67	200,272.94	1,831,400.39
SSD TRANSPORTATION	228,993.00	5,915.09	0.00	223,077.91
CUSTODIAL	1,027,260.00	52,997.08	235,440.19	738,822.73
FACILITY MAINTENANCE	2,094,700.00	222,200.52	549,308.23	1,323,191.25
GROUND MAINTENANCE	1,069,000.00	105,847.27	124,899.33	838,253.40
PLANNING	683,600.00	24,565.64	65,587.19	593,447.17
ENVIRONMENTAL SVCS	537,550.00	14,193.40	265,165.70	258,190.90
FACILITY MANAGEMENT	460,750.00	69,356.55	75,804.54	315,588.91
REBATE PROJECTS	350,000.00	24,935.00	54,010.00	271,055.00
ENERGY SERVICES	4,051,000.00	428,808.44	3,236,529.58	385,661.98
SUSTAINABILITY	499,845.00	18,919.60	340,980.92	139,944.48
2018 BOND	6,848,152.99	592,960.90	3,703,848.70	2,551,343.39
2022 BOND	35,749,345.01	7,402,998.07	12,568,898.02	15,777,448.92
DEBT SERVICE	26,607,184.59	5,126,993.97	0.00	21,480,190.62
FEDERAL GRANTS	676,920.00	211,471.89	41,647.80	423,800.31
LOCAL GRANTS	0.00	6,913.12	10,804.38	-17,717.50

**Parkway School District  
Program Budget - Programs Recap Report**

Fiscal Year 2024 Through Period 2    Run Date: 11-02-2023 @ 13:29:42

	<b>Budget</b>	<b>Expended</b>	<b>Encumbrances</b>	<b>Unexpended</b>
<b>STUDENT ACTIVITIES</b>	4,823,432.95	191,405.10	367,353.84	4,264,674.01
 <b>Grand Total for Funds 10-12</b>	<b>42,065,309.95</b>	<b>6,474,582.50</b>	<b>12,646,953.04</b>	<b>22,943,774.41</b>
<b>Grand Total for Fund 20</b>	<b>2,993,885.00</b>	<b>53,971.80</b>	<b>0.00</b>	<b>2,939,913.20</b>
<b>Grand Total for Fund 30</b>	<b>26,607,184.59</b>	<b>5,126,993.97</b>	<b>0.00</b>	<b>21,480,190.62</b>
<b>Grand Total for Funds 40-41</b>	<b>3,991,868.00</b>	<b>167,595.54</b>	<b>338,935.92</b>	<b>21,814,128.85</b>
 <b>Grand Total All</b>	<b>118,255,745.54</b>	<b>19,819,102.78</b>	<b>29,258,635.68</b>	<b>69,178,007.08</b>

• **GLOSSARY**

ACCOUNTS PAYABLE - Unpaid amounts currently owed to vendors for goods and services provided.

ACCOUNTS RECEIVABLE - Revenues earned but not yet received by the District.

AMOUNT PROVIDED FOR BOND PRINCIPAL - Amount available to meet current and future bond payments.

AMOUNT TO BE PROVIDED FOR PRINCIPAL AND INTEREST - The amount of funds needed to repay remaining bonded indebtedness. This is a “memo type” entry and does not represent an actual accumulation of cash.

BONDS AND INTEREST PAYABLE - CURRENT - Amount of bond principal and interest payable in future years.

CONSTRUCTION IN PROGRESS - Amounts expended to date on construction projects not completed. When completed, this account is reduced by the total cost of the completed projects.

ENCUMBRANCES - Obligations in the form of purchase orders, contracts, salary commitments, etc. for which a budgeted appropriation has been made.

EQUITY IN GENERAL FIXED ASSETS - Represents the appropriation of funds over a number of years to acquire land, buildings / improvements, and equipment. It is an offset to the respective asset accounts.

FUND BALANCE - The excess of assets over liabilities, which represent the “net worth” of a fund.

FUNDS - The four basic funds and their purposes are:

Capital Projects (Building) - Only capital equipment and building additions / alterations can be charged to this fund. Primary sources of revenue are property / delinquent taxes, building leases, investment income and sale of bonds.

Debt Service - Bond principal, interest and fees associated with the issue and redemption of bonds are the only expenses chargeable to this fund. Primary sources of revenue are property / delinquent taxes and investment income.

General (Incidental) - Expenses not specifically chargeable to other funds are charged to this fund. Primary sources of revenue are property / delinquent taxes, sales tax, investment income, minimum guarantee, VST, textbook, transportation and food service.

Special Revenue (Teachers) - Only salaries for certificated personnel and the cost medical / dental / vision / life insurance can be charged to this fund. Primary sources of revenue are property / delinquent taxes, investment income, state utility tax, minimum guarantee and VST.

INVENTORIES - Value of consumables purchased for future use.

PREPAID EXPENSES - Services paid for in advance of use (e.g. insurance).

RESERVE - Portion of the fund balance which is segregated for a future use and, therefore, not available for future appropriation.

RESERVE FOR BUDGETED ENCUMBRANCE - Funds budgeted and encumbered but not yet spent.

RESTRICTED RESERVE - Balances in the General Fund or Capital Projects Fund restricted as to the use (e.g. future medical / dental benefits) or unspent bond issue funds.

UNREALIZED REVENUES - Revenues budgeted but not yet realized.

UNSPENT BUDGETED FUNDS - Funds budgeted but not expended or encumbered.



## FOR MONTH OF: AUGUST– FY24

Attached is a list (alphabetical by vendor) of purchase orders and order for payments \$500 to \$15,000 and \$15,000 + which the administration has approved in accordance with Policy #DJE BP

Reports per DIC.BP

c: Patty Bedborough, Dawne Trokey, Christy Groner, Angela Lawson

# ORDER FOR PAYMENT

\$500 - \$15,000

AUGUST FY24

VENDOR	VENDOR NAME	OBJECT	DOC #	AMOUNT	CHECK #	INVOICE
602705	4IMPRINT, INC	6411	534333	\$ 682.86	0	534333
602705	4IMPRINT, INC	6411	533538	\$ 1,344.78	0	25480828
745365	AC SUPPLY	6411	532095	\$ 629.90	0	456965
745365	AC SUPPLY	6411	532097	\$ 629.90	0	456971
700413	AC SYSTEMS, INC	6411	530512	\$ 652.00	527656	79240
702394	ADAMS	6391	531422	\$ 500.00	528073	23-1
626878	ADAMS, JOSHUA	6391	531421	\$ 500.00	528074	23.2
700592	AMAZON	6411	532149	\$ 513.20	0	532149
700592	AMAZON	6411	532047	\$ 535.53	0	532047
700592	AMAZON	6411	532142	\$ 548.49	0	532142
700592	AMAZON	6411	532131	\$ 570.89	0	532131
700592	AMAZON	6411	533499	\$ 581.85	0	533499
700592	AMAZON	6411	534479	\$ 664.32	0	534479
700592	AMAZON	6411	533558	\$ 687.75	0	533558
700592	AMAZON	6411	533507	\$ 688.09	0	533507
700592	AMAZON	6411	534483	\$ 705.38	0	534483
700592	AMAZON	6411	533468	\$ 735.43	0	533468
700592	AMAZON	6411	532146	\$ 776.09	0	532146
700592	AMAZON	6411	531029	\$ 780.22	0	531029
700592	AMAZON	6411	532045	\$ 846.19	0	532045
700592	AMAZON	6411	533543	\$ 883.06	0	533543
700592	AMAZON	6412	530858	\$ 678.40	0	530858
700592	AMAZON	6412	530905	\$ 1,146.67	0	530905
700592	AMAZON	6542	530250	\$ 500.00	0	530250
700592	AMAZON	6542	530250	\$ 799.99	0	530250
700592	AMAZON	6542	532138	\$ 2,131.84	0	532138
703812	AMIGOS LIBRARY SERVI	6371	534278	\$ 500.00	0	513599
300092	AT&T MOBILITY	6361	530635	\$ 1,856.36	0	834829586X06202023
300092	AT&T MOBILITY	6361	530636	\$ 2,029.86	0	0826811811-062523
300092	AT&T MOBILITY	6361	530634	\$ 3,563.00	0	0461769708
700085	BATTERIES PLUS, LLC	6411	530392	\$ 786.50	527665	P64832790
700049	BRANNEKY & SONS	6411	531224	\$ 623.00	0	5440/1
923351	BSN SPORTS, LLC	6411	529000	\$ 500.79	527425	922185710
923351	BSN SPORTS, LLC	6411	529009	\$ 500.79	527425	922110320
923351	BSN SPORTS, LLC	6411	531059	\$ 509.20	527822	922544499
923351	BSN SPORTS, LLC	6411	531287	\$ 897.54	527822	922504873
626075	CARMODY CREATIVE	6319	529225	\$ 550.00	527426	1908
626075	CARMODY CREATIVE	6391	529794	\$ 600.00	527671	1909
912156	CARRIAGE CLEANERS	6391	530393	\$ 539.75	527882	49498
648817	CASUAL TEES	6411	530529	\$ 502.00	9896	72061
648817	CASUAL TEES	6411	530733	\$ 675.00	9896	72073
625128	CHARACTER.ORG	6319	530088	\$ 3,507.00	0	25532
300225	CHARTER COMMUNICATIO	6361	534274	\$ 514.40	0	0153689070123
300225	CHARTER COMMUNICATIO	6361	534273	\$ 1,490.53	0	115052001070123
626815	CHRIS W. TRELOAR	6391	531418	\$ 562.50	528101	23-4

VENDOR	VENDOR NAME	OBJECT	DOC #	AMOUNT	CHECK #	INVOICE
626852	CONCOURSE TEAM EXPRE	6411	529583	\$ 526.00	527552	INV950262
626852	CONCOURSE TEAM EXPRE	6411	530139	\$ 540.00	527830	INV964014
626852	CONCOURSE TEAM EXPRE	6411	530137	\$ 553.50	527830	INV958048
626852	CONCOURSE TEAM EXPRE	6411	531393	\$ 561.60	528104	INV981734
626852	CONCOURSE TEAM EXPRE	6411	530135	\$ 642.00	527830	INV958046
626852	CONCOURSE TEAM EXPRE	6411	531374	\$ 660.00	528104	INV981765
626852	CONCOURSE TEAM EXPRE	6411	530138	\$ 750.00	527830	INV958054
626852	CONCOURSE TEAM EXPRE	6411	530677	\$ 940.00	527830	INV971335
626852	CONCOURSE TEAM EXPRE	6411	529585	\$ 999.90	527552	INV953609
626852	CONCOURSE TEAM EXPRE	6411	529588	\$ 999.94	527552	INV952654
623227	COUNTY KONA	6411	530626	\$ 522.50	0	3-072023
652114	CROWN TROPHY OF ST L	6411	533431	\$ 655.00	0	23-2470
954332	EMPIRE PRINTING, LLC	6411	530437	\$ 538.44	527837	51394
954332	EMPIRE PRINTING, LLC	6411	530758	\$ 564.19	527837	51660
954332	EMPIRE PRINTING, LLC	6411	530921	\$ 1,006.40	0	51484
999997	EXPEDIA 725996661364	6343	534450	\$ 865.12	0	534450
999997	FIREHOUSE SUBS 2003	6398	532083	\$ 918.26	0	532083
600150	FORD HOTEL & SUPPLY	6411	531375	\$ 696.33	527948	1428050
626511	FRICK, KELLY	6411	530443	\$ 570.00	527842	81723
601021	FROST ELECTRIC SUPPL	6411	531082	\$ 864.78	9907	S4549729.001
626051	GATEWAY SCREEN	6411	530133	\$ 992.00	527843	1958
623928	GATEWAY WINNELSON	6411	531081	\$ 513.76	527844	161529 01
999997	GAYLORD TEXAN FRONT	6343	534375	\$ 868.96	0	534375
636109	GOFOODSERVICE	6542	530089	\$ 3,170.00	0	152850
804427	HEAVY DUTY TOOLS INC	6411	528939	\$ 566.94	527440	INV-1756365
808090	HEINEMANN	6411	531975	\$ 985.66	0	9317863
812770	HOME DEPOT PRO	6411	533591	\$ 674.00	0	533591
812770	HOME DEPOT PRO	6542	534456	\$ 1,317.03	0	534456
999997	HYATT REGENCY WASHIN	6343	532077	\$ 827.88	0	532077
999997	IKEA ST LOUIS	6411	532091	\$ 540.01	0	532091
999997	IN *CHARACTER EDUCAT	6319	530609	\$ 549.00	0	530609
999997	IN *POWER MUSIC INC.	6391	531455	\$ 525.00	0	531455
626921	INLINE DISTRIBUTING	6411	531023	\$ 737.75	0	531023
811427	J W PEPPER	6411	531386	\$ 532.00	528128	365540197
820094	JOB NEWS & JOB POST	6362	530524	\$ 729.00	527696	287093
400089	KRUEGER POTTERY	6411	530071	\$ 670.70	0	133027
636111	LEE'S PARKING PERMIT	6411	530510	\$ 666.00	527863	LPP-19763
810335	MANCHESTER MUSIC	6332	528539	\$ 545.00	527451	94
70	MASA-MISSOURI ASSOCI	6371	531990	\$ 544.00	0	15497
815625	MASSP-MISSOURI ASSOC	6371	531291	\$ 535.00	527766	50516
301546	METROPOLITAN SEWER D	6335	529906	\$ 551.92	0	529906
301546	METROPOLITAN SEWER D	6335	529907	\$ 562.62	0	529907
301546	METROPOLITAN SEWER D	6335	529908	\$ 584.02	0	529908
301546	METROPOLITAN SEWER D	6335	529909	\$ 685.67	0	529909
301546	METROPOLITAN SEWER D	6335	529879	\$ 1,006.67	0	529879
301546	METROPOLITAN SEWER D	6335	529880	\$ 1,038.77	0	529880
301546	METROPOLITAN SEWER D	6335	529881	\$ 1,263.47	0	529881
301546	METROPOLITAN SEWER D	6335	529912	\$ 4,030.29	0	529912
301546	METROPOLITAN SEWER D	6335	529900	\$ 4,128.25	0	529900

VENDOR	VENDOR NAME	OBJECT	DOC #	AMOUNT	CHECK #	INVOICE
302317	MISSOURI AMERICAN WA	6335	530268	\$ 507.03	0	530268
302317	MISSOURI AMERICAN WA	6335	530283	\$ 573.32	0	530283
302317	MISSOURI AMERICAN WA	6335	530269	\$ 606.47	0	530269
302317	MISSOURI AMERICAN WA	6335	530330	\$ 619.53	0	530330
302317	MISSOURI AMERICAN WA	6335	530259	\$ 623.86	0	530259
302317	MISSOURI AMERICAN WA	6335	530308	\$ 640.82	0	530308
302317	MISSOURI AMERICAN WA	6335	530288	\$ 721.17	0	530288
302317	MISSOURI AMERICAN WA	6335	530263	\$ 1,000.00	0	530263
302317	MISSOURI AMERICAN WA	6335	530264	\$ 1,000.00	0	530264
302317	MISSOURI AMERICAN WA	6335	530265	\$ 1,000.00	0	530265
302317	MISSOURI AMERICAN WA	6335	530270	\$ 1,000.00	0	530270
302317	MISSOURI AMERICAN WA	6335	530271	\$ 1,000.00	0	530271
302317	MISSOURI AMERICAN WA	6335	530272	\$ 1,000.00	0	530272
302317	MISSOURI AMERICAN WA	6335	530278	\$ 1,000.00	0	530278
302317	MISSOURI AMERICAN WA	6335	530279	\$ 1,000.00	0	530279
302317	MISSOURI AMERICAN WA	6335	530280	\$ 1,000.00	0	530280
302317	MISSOURI AMERICAN WA	6335	530281	\$ 1,000.00	0	530281
302317	MISSOURI AMERICAN WA	6335	530291	\$ 1,000.00	0	530291
302317	MISSOURI AMERICAN WA	6335	530294	\$ 1,000.00	0	530294
302317	MISSOURI AMERICAN WA	6335	530295	\$ 1,000.00	0	530295
302317	MISSOURI AMERICAN WA	6335	530296	\$ 1,000.00	0	530296
302317	MISSOURI AMERICAN WA	6335	530297	\$ 1,000.00	0	530297
302317	MISSOURI AMERICAN WA	6335	530298	\$ 1,000.00	0	530298
302317	MISSOURI AMERICAN WA	6335	530299	\$ 1,000.00	0	530299
302317	MISSOURI AMERICAN WA	6335	530300	\$ 1,000.00	0	530300
302317	MISSOURI AMERICAN WA	6335	530303	\$ 1,000.00	0	530303
302317	MISSOURI AMERICAN WA	6335	530304	\$ 1,000.00	0	530304
244	MOASBO	6319	529917	\$ 600.00	0	529917
244	MOASBO	6319	529925	\$ 600.00	0	529925
807157	NASN	6411	533427	\$ 809.72	0	2200011
809084	OFFICE ESSENTIALS IN	6411	531443	\$ 510.00	0	WO-351961-1
809084	OFFICE ESSENTIALS IN	6411	534427	\$ 523.98	0	WO-351125-2
809084	OFFICE ESSENTIALS IN	6411	531981	\$ 674.96	0	WO-348794-1
809084	OFFICE ESSENTIALS IN	6411	532023	\$ 682.26	0	WO-351746-1
809084	OFFICE ESSENTIALS IN	6411	531995	\$ 712.62	0	WO-340859-1
809084	OFFICE ESSENTIALS IN	6411	534423	\$ 743.33	0	WO-351128-1
809084	OFFICE ESSENTIALS IN	6411	531442	\$ 758.46	0	WO-351564-1
809084	OFFICE ESSENTIALS IN	6411	533561	\$ 837.05	0	WO-348809-1
809084	OFFICE ESSENTIALS IN	6411	532021	\$ 928.00	0	WO-349874-1
809084	OFFICE ESSENTIALS IN	6411	534458	\$ 957.86	0	WO-349814-1
809084	OFFICE ESSENTIALS IN	6411	534421	\$ 987.44	0	WO-343866-1
809084	OFFICE ESSENTIALS IN	6411	532024	\$ 999.07	0	WO-351751-1
809084	OFFICE ESSENTIALS IN	6411	531440	\$ 1,000.10	0	WO-351025-1
809084	OFFICE ESSENTIALS IN	6411	534424	\$ 1,111.01	0	WO-351125-1
809084	OFFICE ESSENTIALS IN	6411	531441	\$ 1,185.80	0	WO-350984-1
809084	OFFICE ESSENTIALS IN	6411	530999	\$ 1,313.22	0	WO-347337-1
809084	OFFICE ESSENTIALS IN	6411	531993	\$ 1,323.88	0	WO-340884-1
809084	OFFICE ESSENTIALS IN	6411	534422	\$ 1,492.00	0	WO-343854-1
999997	OMNI HOTELS	6343	532073	\$ 797.43	0	532073

VENDOR	VENDOR NAME	OBJECT	DOC #	AMOUNT	CHECK #	INVOICE
915628	OVERDRIVE INC.	6412	534282	\$ 997.27	0	08633CO23265060
915628	OVERDRIVE INC.	6412	534280	\$ 998.83	0	08633CO23220283
999997	PAYPAL *MARSHALLMEM	6371	530232	\$ 500.00	0	530232
915666	PERSON, KAREN	6391	529223	\$ 850.00	527707	123
850085	PRAETORIAN GROUP INC	6319	529220	\$ 525.60	527585	INVPRA118161
808408	PROJECT LEAD THE WAY	6319	533588	\$ 750.00	0	404881
808408	PROJECT LEAD THE WAY	6319	533589	\$ 750.00	0	404882
808408	PROJECT LEAD THE WAY	6319	532003	\$ 1,200.00	0	403880
808408	PROJECT LEAD THE WAY	6319	534448	\$ 1,200.00	0	403879
999997	PROJECT LEAD THE WAY	6411	532093	\$ 826.25	0	532093
999997	RADISSON BLU MOA	6343	532104	\$ 1,059.35	0	532104
999997	RADISSON BLU MOA	6343	532105	\$ 1,059.35	0	532105
999997	RADISSON BLU MOA	6343	532106	\$ 1,059.35	0	532106
999997	RADISSON BLU MOA	6343	532107	\$ 1,059.35	0	532107
999997	RADISSON BLU MOA	6343	532108	\$ 1,059.35	0	532108
810288	ROCHESTER 100	6411	532079	\$ 570.00	0	532079
914421	ROGUE FITNESS	6411	530977	\$ 804.49	0	530977
902248	RYDIN	6411	528535	\$ 771.67	9825	PS-INV108612
915578	SANDERS, KATHERINE	6391	528994	\$ 850.00	527470	12345
902128	SCHNUCKS MARKETS INC	6411	530239	\$ 940.40	0	530239
900568	SCHOLASTIC	6411	528961	\$ 840.51	9826	M7397866
900568	SCHOLASTIC	6411	531216	\$ 939.51	9965	M7422006
912395	SCHOOL HUMAN RESOUR	6371	530370	\$ 500.00	527640	JULY 2023
914560	SITEONE LANDSCAPE SU	6411	528420	\$ 945.04	527476	132630049-001
908758	SOLUTION TREE LLC.	6319	530078	\$ 749.00	0	530078
908758	SOLUTION TREE LLC.	6319	530077	\$ 2,996.00	0	530077
913670	SOUTHWEST AIRLINES	6343	534452	\$ 985.96	0	534452
999997	SUN RESTAURANT	6398	532082	\$ 656.00	0	532082
933833	TKO DJ'S	6391	528546	\$ 699.00	527412	86309-A-BAL DUE
933833	TKO DJ'S	6391	528544	\$ 749.00	527412	86310-A-BAL DUE
300263	T-MOBILE	6361	530238	\$ 2,840.00	0	530238
999997	TST* Circle 7 Ranch	6411	530611	\$ 542.50	0	530611
300044	VERIZON WIRELESS	6361	534283	\$ 880.73	0	9938557876
300044	VERIZON WIRELESS	6361	534283	\$ 3,142.00	0	9938557876
913754	VEX ROBOTICS INC.	6411	532096	\$ 659.34	0	532096
915806	WM OF ST LOUIS-SOUTH	6336	530240	\$ 3,397.74	0	0036140-2754-2
901287	WORTHINGTON DIRECT	6411	531497	\$ 1,175.75	0	INV402212-PAR024
915898	YBK-STL LLC	6398	530432	\$ 900.00	527808	SMR-23-20
<b>TOTAL:</b>				<b>\$ 170,406.11</b>		

**PURCHASE ORDERS**  
**\$500 - \$15,000**  
**AUGUST FY24**

PO#	Vendor Name	PO Date	Order Amount	Balance	Status
85240141	AARCH CASTER & EQUIPMENT	08/15/2023	1,023.75	0.00	0 - Closed
54240021	ABERDEEN LINKS LLC	08/03/2023	4,050.00	0.00	0 - Closed
5240010	ACADEMIC THERAPY PUBLICATIONS, INC	08/25/2023	795.00	795.00	8 - Printed
2240007	ACCO BRANDS	08/14/2023	515.00	0.00	0 - Closed
39240006	ACE LAB SYSTEMS, INC	08/07/2023	12,000.00	11,875.00	8 - Printed
58240041	AGILE SPORTS TECHNOLOGIES INC	08/29/2023	3,000.00	3,000.00	8 - Printed
86240070	AMERICAN DIGITAL SECURITY	08/24/2023	950.36	0.00	0 - Closed
63240080	AMERICAN DIGITAL SECURITY	08/23/2023	3,857.65	0.00	0 - Closed
86240066	AMERICAN DIGITAL SECURITY	08/16/2023	4,410.00	0.00	0 - Closed
54240038	AMERICAN RED CROSS	08/25/2023	1,448.86	0.00	0 - Closed
11240004	AMERICAN RED CROSS	08/03/2023	1,947.36	1,947.36	8 - Printed
85240142	AMERICAN TRAILER & STORAGE, INC	08/16/2023	2,000.00	0.00	0 - Closed
58240018	ANDRE'S BANQUET FACILITIES	08/07/2023	1,410.10	1,410.10	8 - Printed
63240055	APPLE INC.	08/03/2023	1,188.95	0.00	0 - Closed
63240052	APPLE INC.	08/03/2023	1,758.00	0.00	0 - Closed
63240064	APPLE INC.	08/14/2023	2,498.99	0.00	0 - Closed
12240005	ASTEL, ARTHUR & MARY	08/25/2023	1,541.06	747.41	8 - Printed
58240044	B & H PHOTO & ELECTRONICS CORP.	08/29/2023	2,412.60	0.00	0 - Closed
85240146	BAALMANN, RICHARD JR	08/18/2023	1,975.74	0.00	0 - Closed
56240020	BARNARD STAMP CO	08/04/2023	500.00	0.00	0 - Closed
54240030	BARNES & NOBLE BOOKSELLERS	08/25/2023	2,200.00	1,845.31	8 - Printed
62240110	BENCHMARK EDUCATION	08/17/2023	4,576.00	0.00	0 - Closed
63240051	BEST BUY BUSINESS ADVANTAGE ACCOUNT	08/03/2023	1,169.90	0.00	0 - Closed
50240029	BEYERS LUMBER CO. CORP.	08/30/2023	2,500.00	540.64	8 - Printed
58240031	BLICK ART MATERIALS	08/14/2023	1,387.38	20.55	8 - Printed
56240038	BLICK ART MATERIALS	08/25/2023	1,459.12	94.50	8 - Printed
41240006	BLICK ART MATERIALS	08/14/2023	1,500.00	1,500.00	8 - Printed
58240038	BLICK ART MATERIALS	08/24/2023	1,617.67	12.33	8 - Printed
58240022	BND TECHNOLOGY LLC	08/07/2023	1,625.00	0.00	0 - Closed
1240012	BRAINPOP	08/03/2023	3,515.00	0.00	0 - Closed
41240003	BRICK WALL INC.	08/14/2023	1,500.00	1,500.00	8 - Printed
58240010	BRICK WALL INC.	08/07/2023	3,499.00	1,872.19	8 - Printed
50240016	BRICK WALL INC.	08/07/2023	3,499.00	559.42	8 - Printed
62240094	BRICK WALL INC.	08/07/2023	3,600.00	1,000.00	8 - Printed
39240010	BROKENGATE ENTERPRISES LLC	08/07/2023	2,000.00	1,450.00	8 - Printed
56240018	BSN SPORTS LLC	08/03/2023	1,427.66	0.00	0 - Closed
56240026	BSN SPORTS LLC	08/15/2023	1,502.61	0.00	0 - Closed
56240028	BSN SPORTS LLC	08/23/2023	2,217.70	0.00	0 - Closed
58240032	BSN SPORTS LLC	08/14/2023	4,071.50	0.00	0 - Closed
73240009	BUCHANAN, WILLIAM R. JR.	08/09/2023	4,800.00	2,980.00	8 - Printed
85240144	BUCKEYE CLEANING CENTER INC.	08/17/2023	8,000.00	5,909.00	8 - Printed
73240011	CARROLLTON SPECIALTY PRODUCTS COMPANY	08/23/2023	9,500.00	6,211.22	8 - Printed
46240006	CASUAL TEES	08/30/2023	1,560.00	0.00	0 - Closed
58240026	CASUAL TEES	08/08/2023	3,000.00	3,000.00	8 - Printed
85240155	CENTAR INDUSTRIES, INC	08/30/2023	2,800.00	0.00	0 - Closed
85240137	CENTRAL POLY-BAG CORP	08/14/2023	1,559.00	0.00	0 - Closed
71240004	CESO COMMUNICATIONS,	08/14/2023	2,700.00	0.00	0 - Closed

PO#	Vendor Name	PO Date	Order Amount	Balance	Status
54240033	CHADS COALITION FOR MENTAL HEALTH	08/25/2023	5,829.38	0.00	0 - Closed
89240009	CHARACTERPLUS	08/14/2023	7,365.00	0.00	0 - Closed
56240036	CHO, JUNHAN	08/25/2023	1,210.00	0.00	0 - Closed
92240002	CHRIST THE KING UNITED CHURCH OF CHRIST	08/14/2023	900.00	800.00	8 - Printed
85240138	CI FLOORING, LLC	08/14/2023	2,240.00	873.00	8 - Printed
48240015	CI FLOORING, LLC	08/25/2023	4,930.00	0.00	0 - Closed
45240008	CLASSWORK CO	08/14/2023	1,599.00	0.00	0 - Closed
56240035	COLLEGE BOARD	08/25/2023	3,060.00	3,060.00	8 - Printed
85240128	COMMERCIAL DISTRIBUTION SPECIALISTS, INC.	08/07/2023	1,146.00	120.00	8 - Printed
89240010	COMMUNITY PRODUCTS LLC	08/24/2023	3,466.00	0.00	0 - Closed
85240140	COMPASS MINERALS AMERICA INC	08/15/2023	8,405.00	8,405.00	8 - Printed
54240029	COMPLETE MUSIC INC	08/25/2023	1,245.00	0.00	0 - Closed
54240028	COMPLETE MUSIC INC	08/25/2023	2,390.00	0.00	0 - Closed
50240011	CONCOURSE TEAM EXPRESS LLC	08/03/2023	1,152.00	0.00	0 - Closed
50240012	CONCOURSE TEAM EXPRESS LLC	08/03/2023	1,216.00	0.00	0 - Closed
50240026	CONCOURSE TEAM EXPRESS LLC	08/25/2023	1,239.00	0.00	0 - Closed
50240015	CONCOURSE TEAM EXPRESS LLC	08/07/2023	1,287.00	0.00	0 - Closed
50240027	CONCOURSE TEAM EXPRESS LLC	08/25/2023	1,287.75	0.00	0 - Closed
56240012	CONCOURSE TEAM EXPRESS LLC	08/03/2023	1,482.75	0.00	0 - Closed
54240035	CONCOURSE TEAM EXPRESS LLC	08/25/2023	1,723.20	0.00	0 - Closed
56240013	CONCOURSE TEAM EXPRESS LLC	08/03/2023	1,822.50	0.00	0 - Closed
56240034	CONCOURSE TEAM EXPRESS LLC	08/24/2023	2,017.00	837.00	8 - Printed
50240013	CONCOURSE TEAM EXPRESS LLC	08/03/2023	2,468.50	0.00	0 - Closed
58240020	CONCOURSE TEAM EXPRESS LLC	08/07/2023	3,450.00	3.00	8 - Printed
50240019	CONCOURSE TEAM EXPRESS LLC	08/09/2023	4,074.00	4,074.00	8 - Printed
85240124	CONSOLIDATED ELECTRICAL DISTRIBUTORS, INC	08/02/2023	1,250.00	0.00	0 - Closed
85240127	CONSTRUCTION RISK PARTNERS	08/07/2023	7,687.00	7,687.00	8 - Printed
63240070	CONVERGEONE, INC	08/16/2023	3,640.00	3,640.00	8 - Printed
63240056	COSN-CONSORTIUM FOR SCHOOL NETWORKING	08/04/2023	1,300.00	1,300.00	8 - Printed
36240005	CPI-CRISIS PREVENTION INSTITUTE, INC.	08/29/2023	2,749.00	2,749.00	8 - Printed
73240013	CRESCENT FARMS GOLF CLUB	08/29/2023	7,000.00	1,754.00	8 - Printed
85240152	CROWN EQUIPMENT CORPORATION	08/23/2023	2,291.50	0.00	0 - Closed
68240002	CS EDUCATIONAL SERVICES, LLC	08/23/2023	5,000.00	0.00	0 - Closed
89240008	DATAKEEPER TECHNOLOGIES, L.L.C	08/10/2023	1,500.00	0.00	0 - Closed
50240014	DEAF INTERLINK	08/07/2023	1,064.94	0.00	0 - Closed
62240104	DECA - MEMBERSHIP	08/14/2023	1,770.00	0.00	0 - Closed
58240029	DEELOH TECHNOLOGIES INC	08/09/2023	1,706.30	0.00	0 - Closed
63240054	DELL MARKETING EDUCATIONAL SALES	08/03/2023	700.00	0.00	0 - Closed
63240057	DELL MARKETING EDUCATIONAL SALES	08/07/2023	875.00	0.00	0 - Closed
63240077	DELL MARKETING EDUCATIONAL SALES	08/23/2023	1,423.93	0.00	0 - Closed
63240071	DELL MARKETING EDUCATIONAL SALES	08/16/2023	1,740.00	0.00	0 - Closed
63240065	DELL MARKETING EDUCATIONAL SALES	08/16/2023	6,400.00	0.00	0 - Closed
2240010	DEMCO INC	08/23/2023	662.01	0.00	0 - Closed
41240004	DEMCO INC	08/14/2023	1,000.00	479.55	8 - Printed
62240103	DESIGN SCIENCE INC	08/14/2023	2,053.35	0.00	0 - Closed
58240042	DRAPERIES BY MORTON MOEL	08/29/2023	1,465.00	1,465.00	8 - Printed
46240005	EMPIRE PRINTING, LLC	08/07/2023	942.85	0.00	0 - Closed
62240117	EMPIRE PRINTING, LLC	08/25/2023	1,236.50	1,236.50	8 - Printed
40240008	EMPIRE PRINTING, LLC	08/03/2023	1,908.24	0.00	0 - Closed
58240027	EMPIRE PRINTING, LLC	08/08/2023	3,500.00	1,393.40	8 - Printed

PO#	Vendor Name	PO Date	Order Amount	Balance	Status
15240003	EMPIRE PRINTING, LLC	08/03/2023	3,519.82	3,519.82	8 - Printed
40240009	EMPIRE PRINTING, LLC	08/04/2023	7,628.69	0.00	0 - Closed
85240139	ENERGY PETROLEUM COMPANY	08/15/2023	9,329.34	0.00	0 - Closed
10240014	FAST SIGNS OF CREVE COEUR-PCARD USE ONLY	08/25/2023	1,075.18	1,075.18	8 - Printed
96240001	FIREHOUSE SUBS - PCARD ONLY	08/03/2023	1,500.00	0.00	8 - Printed
5240009	FIXTURE CONTRACTING CO., INC	08/23/2023	2,860.00	2,860.00	8 - Printed
97240025	FLEETSOFT LLC	08/29/2023	6,512.00	0.00	0 - Closed
56240024	FLINN SCIENTIFIC INC	08/14/2023	860.42	0.00	0 - Closed
83240019	FOLLETT SCHOOL SOLUTIONS, INC	08/07/2023	634.84	0.00	0 - Closed
83240021	FOLLETT SCHOOL SOLUTIONS, INC	08/10/2023	1,065.52	125.41	8 - Printed
62240097	FOLLETT SCHOOL SOLUTIONS, INC	08/07/2023	1,145.12	0.00	0 - Closed
62240109	FOLLETT SCHOOL SOLUTIONS, INC	08/17/2023	1,192.65	1,192.65	8 - Printed
83240024	FOLLETT SCHOOL SOLUTIONS, INC	08/21/2023	1,409.42	0.00	0 - Closed
83240018	FOLLETT SCHOOL SOLUTIONS, INC	08/07/2023	1,634.45	0.00	0 - Closed
68240001	FOLLETT SCHOOL SOLUTIONS, INC	08/10/2023	1,813.30	1,813.30	8 - Printed
83240023	FOLLETT SCHOOL SOLUTIONS, INC	08/21/2023	2,014.46	140.88	8 - Printed
83240022	FOLLETT SCHOOL SOLUTIONS, INC	08/17/2023	2,610.98	0.00	0 - Closed
2240013	FRITZ, BETH	08/30/2023	1,080.00	1,080.00	8 - Printed
62240118	FUMAGALLI, ROBERT M.	08/31/2023	1,005.48	0.00	0 - Closed
56240017	GAMESTRAT INC.	08/03/2023	1,675.00	0.00	0 - Closed
62240116	GATEWAY EDUCATION HOLDINGS LLC	08/23/2023	2,833.92	0.00	0 - Closed
62240095	GATEWAY EDUCATION HOLDINGS LLC	08/07/2023	3,672.00	0.00	0 - Closed
45240011	GIMKIT, LLC	08/23/2023	1,000.00	0.00	0 - Closed
23240008	GOPHER SPORT	08/07/2023	602.96	0.00	0 - Closed
20240004	GOPHER SPORT	08/03/2023	1,616.53	0.00	0 - Closed
86240075	GRAYBAR ELEC CO	08/29/2023	1,225.21	68.42	8 - Printed
86240054	GRAYBAR ELEC CO	08/10/2023	2,308.65	0.00	0 - Closed
86240053	GRAYBAR ELEC CO	08/10/2023	4,795.00	0.00	0 - Closed
85240159	GRAYBAR ELEC CO	08/31/2023	14,201.37	14,201.37	8 - Printed
62240098	GUITAR CENTER STORES INC	08/07/2023	2,183.99	2,183.99	8 - Printed
58240025	GUITAR CENTER STORES INC	08/08/2023	2,351.13	2,351.13	8 - Printed
8240019	HALF-PINT KIDS, INC.	08/07/2023	792.00	0.00	0 - Closed
62240111	HERTZBERG-NEW METHOD, INC.	08/17/2023	578.70	0.00	0 - Closed
41240008	HEUER PUBLISHING LLC	08/24/2023	750.00	0.00	0 - Closed
58240024	HICO	08/08/2023	700.00	700.00	8 - Printed
81240004	HOLSTEIN, LA DONNA	08/14/2023	6,136.00	6,136.00	8 - Printed
92240004	HOLY CROSS LUTHERAN CHURCH-ELCA	08/21/2023	900.00	900.00	8 - Printed
56240022	HOWIES HOCKEY, INC	08/09/2023	517.51	0.00	0 - Closed
62240107	IMPROV SHOP	08/17/2023	1,500.00	0.00	0 - Closed
62240102	INDIGO EDUCATION COMPANY	08/10/2023	3,225.00	0.00	0 - Closed
39240013	INTEGRATED FACILITY SERVICES	08/07/2023	1,140.00	400.20	8 - Printed
85240133	INTEGRATED FACILITY SERVICES	08/14/2023	6,752.00	3,118.20	8 - Printed
34240001	IT SUPPLIES, INC.	08/23/2023	1,700.00	1,422.00	8 - Printed
34240000	IT SUPPLIES, INC.	08/21/2023	1,770.31	1,770.31	8 - Printed
58240043	J W PEPPER	08/29/2023	2,633.49	2,633.49	8 - Printed
58240017	JOSTENS INC	08/07/2023	1,407.00	0.00	0 - Closed
54240031	KAP7 INTERNATIONAL, INC.	08/25/2023	1,575.00	0.00	0 - Closed
62240105	KITARA, INC.	08/14/2023	5,500.00	0.00	0 - Closed
56240030	KORNEY BOARD AIDS, INC.	08/23/2023	1,471.96	0.00	0 - Closed
10240013	KOZIATEK, JEFFREY	08/09/2023	3,500.00	0.00	0 - Closed

PO#	Vendor Name	PO Date	Order Amount	Balance	Status
54240025	LANDWEHR, ALISON	08/14/2023	5,331.90	0.00	0 - Closed
85240153	LIGHTING N BEYOND	08/24/2023	3,400.00	3,400.00	8 - Printed
61240010	LIGHTING N BEYOND	08/18/2023	3,989.40	0.00	0 - Closed
61240009	LIGHTSERVE CORPORATION	08/18/2023	972.50	0.00	0 - Closed
85240154	LIGHTSERVE CORPORATION	08/24/2023	3,400.00	0.00	0 - Closed
1240013	LOWE'S COMPANIES INC	08/03/2023	1,528.01	0.00	0 - Closed
58240037	LUDBROOK SIGN CO., LLC	08/23/2023	1,122.55	0.00	0 - Closed
58240034	LUDBROOK SIGN CO., LLC	08/23/2023	2,184.50	0.00	0 - Closed
58240033	LUDBROOK SIGN CO., LLC	08/23/2023	2,697.50	0.00	0 - Closed
58240030	MAIN EVENT ENTERTAINMENT, INC	08/09/2023	4,737.50	2,368.75	8 - Printed
58240046	MANCHESTER UNITED METHODIST CHURCH	08/30/2023	1,075.00	0.00	0 - Closed
56240033	MARQUE INTERNATIONAL INC.	08/24/2023	1,835.36	0.00	0 - Closed
54240032	MASSP-MISSOURI ASSOCIATION OF SECONDARY SCHOOL	08/25/2023	2,495.00	355.00	8 - Printed
62240113	MATH LEARNING CENTER	08/21/2023	1,221.00	0.00	0 - Closed
48240007	MCCARTHY HOLDINGS INC	08/22/2023	7,962.23	7,962.23	8 - Printed
71240005	MCLAUGHLIN, KATIE	08/17/2023	3,200.00	0.00	0 - Closed
85240148	MECHANICAL SUPPLY	08/21/2023	10,680.00	0.00	0 - Closed
62240096	MEDIASPARK INC-PCARD ONLY	08/07/2023	5,700.00	0.00	0 - Closed
56240021	MERCY SPECIALIZED BILLING SERVICES	08/09/2023	538.53	80.00	8 - Printed
54240036	MERCY SPECIALIZED BILLING SERVICES	08/25/2023	1,316.48	0.00	0 - Closed
58240035	METRO ENTERTAINMENT GROUP LLC	08/23/2023	2,410.00	0.00	0 - Closed
61240018	MIDLAND PAPER COMPANY	08/29/2023	7,000.00	615.70	8 - Printed
63240062	MINNESOTA MEMORY, INC.	08/14/2023	2,947.50	0.00	0 - Closed
41240002	M-S MUSIC INC	08/09/2023	500.00	500.00	8 - Printed
62240099	MSA MUSIC INC	08/07/2023	4,670.00	0.00	0 - Closed
58240036	NORRENBURNS LUMBER & HARDWARE	08/23/2023	1,500.00	1,500.00	8 - Printed
63240061	NORTHSTAR AV	08/10/2023	2,698.95	0.00	0 - Closed
56240025	NOTTELMANN MUSIC CO	08/14/2023	4,000.00	0.00	0 - Closed
54240039	OFFICE ESSENTIALS INCORPORATED	08/30/2023	518.45	518.45	8 - Printed
56240037	OFFICE ESSENTIALS INCORPORATED	08/25/2023	596.99	0.00	0 - Closed
15240002	OFFICE ESSENTIALS INCORPORATED	08/03/2023	608.92	608.92	8 - Printed
54240027	OFFICE ESSENTIALS INCORPORATED	08/23/2023	873.58	873.58	8 - Printed
23240006	OFFICE ESSENTIALS INCORPORATED	08/03/2023	1,177.40	0.00	0 - Closed
22240005	OFFICE ESSENTIALS INCORPORATED	08/07/2023	1,423.42	1,423.42	8 - Printed
17240002	OFFICE ESSENTIALS INCORPORATED	08/25/2023	1,583.32	0.00	0 - Closed
56240032	OFFICE ESSENTIALS INCORPORATED	08/24/2023	1,943.10	1,943.10	8 - Printed
54240023	OFFICE ESSENTIALS INCORPORATED	08/09/2023	3,793.03	0.00	0 - Closed
5240008	OFFICE ESSENTIALS INCORPORATED	08/09/2023	4,185.86	0.00	0 - Closed
58240023	OFFICE ESSENTIALS INCORPORATED	08/07/2023	6,215.80	0.00	0 - Closed
12240004	OFFICE ESSENTIALS INCORPORATED	08/08/2023	9,897.68	0.00	0 - Closed
45240006	OLIVE GARDEN - PCARD VENDOR ONLY	08/07/2023	1,777.50	0.00	0 - Closed
62240108	OMEGA LABS INC.	08/17/2023	3,360.00	0.00	0 - Closed
73240014	ONE PUTT GOLF GROUP, LLC	08/31/2023	11,000.00	8,964.00	8 - Printed
45240005	PALEN MUSIC CENTER, INC.	08/04/2023	645.00	0.00	0 - Closed
46240007	PALEN MUSIC CENTER, INC.	08/30/2023	2,995.00	0.00	0 - Closed
41240005	PALEN MUSIC CENTER, INC.	08/14/2023	3,000.00	50.00	8 - Printed
41240005 (C	PALEN MUSIC CENTER, INC.	10/03/2023	6,000.00	3,050.00	8 - Printed
54240022	PARAMOUNT ELECTRIC LLC	08/04/2023	7,901.28	0.00	0 - Closed
8240018	PARAMOUNT ELECTRIC LLC	08/04/2023	9,976.89	0.00	0 - Closed
89240006	PARENTS AS TEACHERS NATIONAL CENTER	08/10/2023	1,400.00	0.00	0 - Closed

PO#	Vendor Name	PO Date	Order Amount	Balance	Status
83240020	PBC GURU LLC	08/09/2023	10,575.00	0.00	0 - Closed
58240014	PEPSI-COLA METROPOLITAN BOTTLING COMPANY, INC.	08/07/2023	3,499.00	2,671.09	8 - Printed
60240005	PEPSI-COLA METROPOLITAN BOTTLING COMPANY, INC.	08/18/2023	4,256.00	0.00	0 - Closed
50240017	PEPSI-COLA METROPOLITAN BOTTLING COMPANY, INC.	08/08/2023	9,999.00	6,946.75	8 - Printed
92240003	PIFER-BRIGHAM, LLC	08/21/2023	1,764.00	0.00	0 - Closed
54240037	PRINCIPIA	08/25/2023	1,300.00	0.00	0 - Closed
85240129	PROFESSIONAL SERVICE INDUSTRIES	08/08/2023	560.56	0.00	0 - Closed
85240134	PROFESSIONAL SERVICE INDUSTRIES	08/14/2023	2,188.21	0.00	0 - Closed
48240013	PROFESSIONAL SERVICE INDUSTRIES	08/25/2023	2,566.00	2,566.00	8 - Printed
63240079	PROFESSIONAL SERVICE INDUSTRIES	08/23/2023	2,593.00	2,593.00	8 - Printed
39240016	PROFESSIONAL SERVICE INDUSTRIES	08/16/2023	2,929.00	2,929.00	8 - Printed
86240074	PROFESSIONAL SERVICE INDUSTRIES	08/29/2023	3,592.00	3,592.00	8 - Printed
86240065	PROFESSIONAL SERVICE INDUSTRIES	08/16/2023	3,992.00	3,992.00	8 - Printed
85240135	PROFESSIONAL SERVICE INDUSTRIES	08/14/2023	4,798.67	0.00	0 - Closed
48240014	PROFESSIONAL SERVICE INDUSTRIES	08/25/2023	5,738.00	5,738.00	8 - Printed
86240071	PROFESSIONAL SERVICE INDUSTRIES	08/28/2023	9,968.46	9,968.46	8 - Printed
86240073	PROFESSIONAL SERVICE INDUSTRIES	08/28/2023	11,329.73	11,329.73	8 - Printed
56240015	PRO-TUFF DECALS	08/03/2023	680.55	0.00	0 - Closed
58240019	QDOBA MEXICAN EATS	08/07/2023	1,692.90	180.75	8 - Printed
54240020	QDOBA MEXICAN EATS	08/03/2023	2,786.88	0.00	0 - Closed
45240007	QDOBA RESTAURANT COR	08/09/2023	1,110.00	0.00	0 - Closed
64240005	R3 CONTINUUM LLC	08/04/2023	3,400.00	1,900.00	8 - Printed
63240060	RCC,INC.	08/09/2023	697.50	0.00	0 - Closed
63240081	RCC,INC.	08/29/2023	1,797.00	0.00	0 - Closed
63240063	RCC,INC.	08/14/2023	5,000.00	4,103.17	8 - Printed
92240000	RED RIVER PRESS INC./P-CARD ONLY	08/01/2023	1,800.00	0.00	0 - Closed
58240015	RL MUELLER NATIONAL DISTRIBUTORS INC	08/07/2023	3,499.00	772.20	8 - Printed
50240018	RL MUELLER NATIONAL DISTRIBUTORS INC	08/08/2023	9,999.00	4,245.65	8 - Printed
50240024	ROGERS ATHLETIC CO.	08/23/2023	7,360.00	0.00	0 - Closed
50240023	RONNOCO COFFEE LLC	08/23/2023	650.00	389.00	8 - Printed
56240014	RUSSO'S GOURMET CATERING	08/03/2023	2,330.05	0.00	0 - Closed
41240007	SABRINA CASSIDY	08/14/2023	2,800.00	1,209.18	8 - Printed
39240011	SAFETY TRAINING CENTER LLC	08/07/2023	2,550.00	0.00	0 - Closed
97240024	SAFETY-KLEEN SYSTEMS	08/16/2023	10,824.00	9,389.15	8 - Printed
36240002	SAMPLE, PAYA	08/07/2023	1,237.50	0.00	0 - Closed
60240006	SAM'S CLUB DIRECT - PCARD ONLY	08/29/2023	2,754.00	2,754.00	8 - Printed
58240045	SAM'S CLUB DIRECT - PCARD ONLY	08/30/2023	3,499.00	2,428.00	8 - Printed
58240012	SCHALLER HARDWOOD LUMBER CO	08/07/2023	1,500.00	1,500.00	8 - Printed
58240013	SCHALLER HARDWOOD LUMBER CO	08/07/2023	1,500.00	1,500.00	8 - Printed
45240012	SCHOLASTIC 3725	08/24/2023	3,000.00	3,000.00	8 - Printed
2240006	SCHOOL SPECIALTY,LLC	08/03/2023	801.85	0.00	0 - Closed
6240019	SCHOOL SPECIALTY,LLC	08/23/2023	901.18	847.88	8 - Printed
13240000	SCHOOL SPECIALTY,LLC	08/07/2023	1,152.60	0.00	0 - Closed
23240007	SCHOOL SPECIALTY,LLC	08/03/2023	1,329.37	0.00	0 - Closed
89240007	SCHOOL SPECIALTY,LLC	08/10/2023	1,516.51	69.79	8 - Printed
54240034	SCHOOL SPECIALTY,LLC	08/25/2023	1,564.88	1,262.88	8 - Printed
15240004	SCHOOL SPECIALTY,LLC	08/30/2023	1,752.57	1,752.57	8 - Printed
41240001	SCHOOL SPECIALTY,LLC	08/03/2023	2,500.00	2,500.00	8 - Printed
19240005	SCHOOL SPECIALTY,LLC	08/09/2023	2,911.66	2,172.12	8 - Printed
19240004	SCHOOL SPECIALTY,LLC	08/09/2023	3,967.03	2,441.31	8 - Printed

PO#	Vendor Name	PO Date	Order Amount	Balance	Status
58240011	SHAPIRO SUPPLY	08/07/2023	1,000.00	1,000.00	8 - Printed
58240040	SISTAKEEPER EMPOWERMENT CENTER	08/25/2023	5,600.00	0.00	0 - Closed
85240151	SPARTAN TOOL LLC	08/23/2023	2,522.32	0.00	0 - Closed
34240002	SPECIALTY PAPERS & SUPPLIES LLC	08/29/2023	5,000.00	1,883.08	8 - Printed
63240078	SPRAY SERVICES, INC.	08/23/2023	3,500.00	3,500.00	8 - Printed
39240012	SPRAY SERVICES, INC.	08/07/2023	3,800.00	0.00	0 - Closed
39240015	SPRAY SERVICES, INC.	08/16/2023	5,650.00	0.00	0 - Closed
50240021	ST. LOUIS CARDINALS -GROUP SALES	08/15/2023	3,400.00	0.00	0 - Closed
56240016	ST. LOUIS CNTY PARKS- CLAYTON	08/03/2023	528.00	0.00	0 - Closed
62240092	ST. LOUIS CNTY TREASURE	08/03/2023	3,892.72	0.00	0 - Closed
81240005	ST. LOUIS RECHARGE AND FIRE CONTROL	08/14/2023	2,868.00	2,868.00	8 - Printed
40240013	ST. LOUIS SCIENCE CENTER RES	08/30/2023	1,120.00	1,120.00	8 - Printed
39240009	ST. LUKES HOSPITAL	08/07/2023	1,500.00	105.00	8 - Printed
61240017	STRAIGHTUP SOLAR, LLC	08/25/2023	5,500.00	0.00	0 - Closed
85240157	STRAIGHTUP SOLAR, LLC	08/31/2023	7,998.50	7,998.50	8 - Printed
86240064	SUPERIOR INDUSTRIAL COATINGS	08/16/2023	1,791.00	1,791.00	8 - Printed
85240158	SUPERIOR INDUSTRIAL COATINGS	08/31/2023	7,687.00	0.00	0 - Closed
85240156	SUPERIOR INDUSTRIAL COATINGS	08/31/2023	8,500.00	8,500.00	8 - Printed
62240106	SUPERIOR TEXT	08/17/2023	3,219.95	3,219.95	8 - Printed
63240073	TECHCYCLE SOLUTIONS	08/18/2023	3,300.00	0.00	0 - Closed
45240010	THE BOARD OF TRUSTEES OF SOUTHERN ILLINOIS UNIV	08/23/2023	3,394.00	0.00	0 - Closed
94240001	TIER ONE TACTICAL SOLUTIONS, LLC.	08/18/2023	3,500.00	0.00	0 - Closed
85240143	TRANE U.S. INC	08/18/2023	1,051.10	0.00	0 - Closed
76240009	TRAUBE TENT COMPANY	08/23/2023	2,500.00	0.00	8 - Printed
92240001	TRINITY MT. CARMEL	08/14/2023	1,125.00	1,125.00	8 - Printed
6240018	TUFF SHED	08/09/2023	8,836.00	0.00	0 - Closed
85240130	UNITED PARCEL SERVICE	08/09/2023	7,500.00	3,454.30	8 - Printed
97240022	VALENTI'S MARKET - PCARD ONLY	08/09/2023	1,768.50	0.00	0 - Closed
54240026	VAN DYKE, JOHN & GEORGIA	08/14/2023	1,152.56	0.00	0 - Closed
62240115	VAUCHER, ELIZABETH	08/23/2023	1,043.62	0.00	0 - Closed
50240025	VERNIER SOFTWARE & TECHNOLOGY LLC	08/25/2023	1,814.14	0.00	0 - Closed
19240006	VIRCO MFG CORP	08/25/2023	1,272.96	1,272.96	8 - Printed
40240010	VIRCO MFG CORP	08/23/2023	12,702.00	0.00	0 - Closed
63240053	W. SCHILLER & CO., INC.	08/03/2023	682.90	0.00	0 - Closed
43240002	W. SCHILLER & CO., INC.	08/23/2023	1,145.00	0.00	0 - Closed
50240020	W. SCHILLER & CO., INC.	08/09/2023	3,000.00	3,000.00	8 - Printed
82240001	W.W.GRAINGER, INC.	08/18/2023	1,000.00	540.28	8 - Printed
82240002	W.W.GRAINGER, INC.	08/18/2023	1,000.00	835.15	8 - Printed
82240003	W.W.GRAINGER, INC.	08/18/2023	1,000.00	765.66	8 - Printed
82240004	W.W.GRAINGER, INC.	08/18/2023	1,000.00	826.74	8 - Printed
50240028	WAGNER PORTRAIT GROUP	08/30/2023	2,000.00	2,000.00	8 - Printed
58240028	WALLWISHER, INC.	08/09/2023	1,499.00	0.00	0 - Closed
58240039	WALMART.COM 8009666546-PCARD USE ONLY	08/24/2023	3,499.00	3,499.00	8 - Printed
69240000	WEBSTER GROVES HIGH SCHOOL	08/21/2023	10,022.54	10,022.54	8 - Printed
2240011	WENGER CORP	08/23/2023	1,207.14	1,207.14	8 - Printed
45240009	WENGER CORP	08/14/2023	2,975.96	2,975.96	8 - Printed
56240029	WESTLAKE HARDWARE INC	08/23/2023	600.00	540.47	8 - Printed
58240021	WHITAKER BROTHERS BUSINESS MACHINES INC.	08/07/2023	1,120.00	0.00	0 - Closed
8240020	WHOLE PHONICS, INC.	08/09/2023	730.11	0.00	0 - Closed
8240023	WHOLE PHONICS, INC.	08/30/2023	1,151.46	0.00	0 - Closed

PO#	Vendor Name	PO Date	Order Amount	Balance	Status
8240016	WHOLE PHONICS, INC.	08/03/2023	1,231.76	0.00	0 - Closed
		TOTAL:	891,250.09		

**\$15,000+**  
**AUGUST FY 24**

<b>PO#</b>	<b>Vendor Name</b>	<b>PO Date</b>	<b>Order Amount</b>	<b>Balance</b>	<b>Status</b>
85240131	AGTAC SERVICES, LLC	08/10/2023	160,000.00	94,694.00	8 - Printed
61240014	ALLIED SERVICES, LLC	08/22/2023	71,000.00	45,068.75	8 - Printed
86240050	AMERICAN DIGITAL SECURITY	08/03/2023	271,308.03	0.00	0 - Closed
63240076	BIRKEL ELECTRIC	08/23/2023	30,000.00	21,227.90	8 - Printed
86240067	BOND ARCHITECTS	08/17/2023	479,016.00	449,390.00	8 - Printed
56240019	BSN SPORTS LLC	08/04/2023	19,783.15	0.00	0 - Closed
94240002	CITY OF CHESTERFIELD	08/21/2023	312,398.98	291,600.30	8 - Printed
56240039	COLLEGE BOARD	08/28/2023	33,375.00	33,375.00	8 - Printed
62240100	DISCOVERY EDUCATION, INC	08/09/2023	34,650.00	0.00	0 - Closed
94240003	ELLIOTT DATA SYSTEMS MIDWEST,	08/31/2023	18,542.81	17,222.81	8 - Printed
62240112	EMPOWERING YOUTH & COMMUNITIES INC.	08/17/2023	100,000.00	98,180.00	8 - Printed
97240023	ENERGY PETROLEUM COMPANY	08/09/2023	23,679.30	0.00	0 - Closed
62240101	EXPLORELEARNING, LLC	08/09/2023	19,750.00	0.00	0 - Closed
60240004	GILMORE & BELL ATTORNEY AT LAW	08/17/2023	22,000.00	14,000.00	8 - Printed
81240002	GLOBAL PAYMENTS	08/02/2023	30,899.00	0.00	0 - Closed
86240062	HEARTLAND LEASING SERVICES INC.	08/16/2023	20,604.00	0.00	0 - Closed
63240074	INCIDENT IQ, LLC	08/23/2023	32,738.93	0.00	0 - Closed
85240147	INTERSTATE RESTORATION, LLC	08/21/2023	66,243.38	0.00	0 - Closed
39240014	INTERSTATE RESTORATION, LLC	08/16/2023	80,684.11	80,684.11	8 - Printed
81240003	KAEMMERLEN PARTS & SERVICE, INC.	08/09/2023	50,000.00	38,910.93	8 - Printed
48240011	MCCARTHY HOLDINGS INC	08/22/2023	15,394.88	15,394.88	8 - Printed
85240149	MCCARTHY HOLDINGS INC	08/22/2023	17,555.53	17,555.53	8 - Printed
48240009	MCCARTHY HOLDINGS INC	08/22/2023	23,848.75	23,848.75	8 - Printed
86240068	MCCARTHY HOLDINGS INC	08/22/2023	33,913.44	33,913.44	8 - Printed
48240008	MCCARTHY HOLDINGS INC	08/22/2023	76,891.87	76,891.87	8 - Printed
48240017	MCCARTHY HOLDINGS INC	08/31/2023	236,975.88	236,975.88	8 - Printed
48240016	MCCARTHY HOLDINGS INC	08/31/2023	419,696.41	152,759.09	8 - Printed
48240012	MCCARTHY HOLDINGS INC	08/22/2023	468,242.80	468,242.80	8 - Printed
48240010	MCCARTHY HOLDINGS INC	08/22/2023	739,903.22	254,928.09	8 - Printed
73240012	MERCY SPECIALIZED BILLING SERVICES	08/23/2023	116,000.00	87,025.50	8 - Printed
85240125	MERLO PLUMBING INC	08/04/2023	34,066.59	15,419.02	8 - Printed
61240016	METROPOLITAN SEWER DISTRICT	08/24/2023	244,000.00	244,000.00	8 - Printed
50240022	MFAC, LLC	08/21/2023	19,290.00	19,290.00	8 - Printed
61240011	MISSOURI AMERICAN WATER	08/21/2023	210,000.00	210,000.00	8 - Printed
86240051	NETCOM, INC	08/04/2023	40,235.67	0.00	0 - Closed
1240014	OFFICE ESSENTIALS INCORPORATED	08/09/2023	31,344.37	0.00	0 - Closed
86240069	POETTKER CONSTRUCTION COMPANY	08/22/2023	146,303.00	106,848.20	8 - Printed
86240057	POETTKER CONSTRUCTION COMPANY	08/16/2023	374,285.05	350,516.57	8 - Printed
86240057	( POETTKER CONSTRUCTION COMPANY	10/10/2023	1,690,942.63	1,667,174.15	8 - Printed
86240055	POETTKER CONSTRUCTION COMPANY	08/11/2023	1,819,358.00	1,442,123.00	8 - Printed
86240055	( POETTKER CONSTRUCTION COMPANY	09/12/2023	1,873,788.39	1,496,553.39	8 - Printed
63240059	POWERSCHOOL HOLDINGS LLC	08/09/2023	32,963.10	0.00	0 - Closed
39240007	PROFESSIONAL SERVICE INDUSTRIES	08/07/2023	40,000.00	40,000.00	8 - Printed
39240008	PROFESSIONAL SERVICE INDUSTRIES	08/07/2023	65,000.00	62,789.42	8 - Printed
<b>PO#</b>	<b>Vendor Name</b>	<b>PO Date</b>	<b>Order Amount</b>	<b>Balance</b>	<b>Status</b>
63240075	RENAISSANCE LEARNING, INC	08/23/2023	74,810.00	0.00	0 - Closed
63240072	SECURLY, INC.	08/17/2023	31,542.00	0.00	0 - Closed

50240030	SHERATON WEST PORT INN	08/31/2023	17,840.00	17,840.00	8 - Printed
71240003	SHERATON WEST PORT INN	08/02/2023	20,659.06	0.00	0 - Closed
36240003	SISTAKEEPER EMPOWERMENT CENTER	08/17/2023	28,000.00	0.00	0 - Closed
84240001	SPECIAL SCHOOL DIST. OF ST. LOUIS COUNTY	08/28/2023	20,033.52	0.00	0 - Closed
39240005	SPRAY SERVICES, INC.	08/07/2023	15,000.00	15,000.00	8 - Printed
39240017	SPRAY SERVICES, INC.	08/24/2023	21,449.00	21,449.00	8 - Printed
94240000	ST. LOUIS CNTY POLICE DEPT-FISCAL	08/02/2023	240,438.06	200,365.04	8 - Printed
61240008	STARBEAM LIGHTING LLC	08/17/2023	15,390.00	0.00	0 - Closed
85240145	STARBEAM LIGHTING LLC	08/17/2023	25,000.00	23,868.28	8 - Printed
85240150	SUPERIOR INDUSTRIAL COATINGS	08/22/2023	15,855.00	0.00	0 - Closed
85240126	SUPERIOR INDUSTRIAL COATINGS	08/04/2023	46,500.00	0.00	0 - Closed
86240061	SUPERIOR INDUSTRIAL COATINGS	08/16/2023	76,105.68	76,105.68	8 - Printed
86240059	SUPERIOR INDUSTRIAL COATINGS	08/16/2023	215,233.20	0.00	0 - Closed
86240063	SUPERIOR INDUSTRIAL COATINGS	08/16/2023	231,437.00	162,006.00	8 - Printed
86240058	SUPERIOR INDUSTRIAL COATINGS	08/16/2023	302,848.00	0.00	0 - Closed
86240060	SUPERIOR INDUSTRIAL COATINGS	08/16/2023	486,920.00	340,844.00	8 - Printed
36240004	SUPERIOR SUPPORT SERVICE, INC	08/21/2023	27,850.00	0.00	0 - Closed
61240012	TALISEN TECHNOLOGIES	08/22/2023	24,283.00	12,009.75	8 - Printed
61240015	TOTAL ORGANICS RECYCLING	08/22/2023	140,000.00	109,634.00	8 - Printed
62240093	TRANSPORTATION SOLUTION SERVICES	08/07/2023	100,000.00	84,246.26	8 - Printed
73240008	TRU TURF SOLUTIONS LLC	08/08/2023	58,226.75	43,670.06	8 - Printed
73240010	TRXC TIMING LLC	08/16/2023	22,000.00	19,769.84	8 - Printed
85240132	UNIPAK CORP.	08/10/2023	21,860.00	0.00	0 - Closed
63240085	W. SCHILLER & CO., INC.	08/31/2023	21,003.50	6,003.50	8 - Printed
86240052	W. SCHILLER & CO., INC.	08/04/2023	585,000.00	478,792.50	8 - Printed
61240013	WASTE MANAGEMENT OF ST LOUIS, MISSOURI INC.-P	08/22/2023	67,000.00	57,922.20	8 - Printed
86240056	WSP USA INC	08/11/2023	477,920.00	306,732.50	8 - Printed
86240072	WSP USA INC	08/28/2023	498,758.00	424,758.00	8 - Printed
<b>TOTAL:</b>			<b>14,575,634.04</b>		

# SPOT MARKET REPORT - AUGUST FY24

PO #	Create Date	Vendor	Name	COM	Qty.	UOM	UNIT \$	Description	Object	Account	Amt
	07/01/23 - 07/31/23		Office Essentials	202	47	CASES	\$ 43.90	Regular Copy Paper		\$	2,063.30
	07/01/23 - 07/31/23		Office Essentials	202	65	CASES	\$ 45.90	30% Recycled copy paper		\$	2,983.50
	08/01/23 - 08/31/23		Office Essentials	202	207	CASES	\$ 43.90	Regular Copy Paper		\$	9,087.30
	08/01/23 - 08/31/23		Office Essentials	202	372	CASES	\$ 46.90	30% Recycled copy paper		\$	17,446.80
85240108	07/19/2023	636108	BAUMAN OIL DISTRIBUTORS, INC.	400	400	EACH	\$ 2.60	REGULAR RFG GASOLINE	6486	\$	1,039.80
85240108					1	EACH	\$ 102.46	FEDERAL AND STATE TAXES AND FEES	6486	\$	102.46
85240109	07/19/2023	636108	BAUMAN OIL DISTRIBUTORS, INC.	400	2000	EACH	\$ 2.60	REGULAR RFG GASOLINE	6486	\$	5,199.00
85240109					1	EACH	\$ 512.27	FEDERAL AND STATE TAXES AND FEES	6486	\$	512.27
85240122	07/31/2023	910351	SIEVEKING, INCORPORATED	400	421	EACH	\$ 2.86	NO LEAD 87 OCTANE	6486	\$	1,203.64
85240122					1	EACH	\$ 111.92	FEDERAL AND STATE TAXES AND FEES	6486	\$	111.92
85240122					267	EACH	\$ 2.50	UL SULFUR HI-WAY DIESEL	6486	\$	667.23
85240122					1	EACH	\$ 66.67	FEDERAL AND STATE TAXES AND FEES	6486	\$	66.67
85240122					1214.9	EACH	\$ 2.86	NO LEAD 87 OCTANE	6486	\$	3,473.40
85240122					1	EACH	\$ 310.16	FEDERAL AND STATE TAXES AND FEES	6486	\$	310.16
85240139	08/15/2023	642477	ENERGY PETROLEUM COMPANY	400	2646.6	EACH	\$ 2.85	REGULAR RFG GASOLINE	6486	\$	7,542.81
85240139					1	EACH	\$ 677.93	FEDERAL AND STATE TAXES AND FEES	6486	\$	677.93
85240139					356.9	EACH	\$ 2.85	REGULAR RFG GASOLINE	6486	\$	1,017.17
85240139					1	EACH	\$ 91.43	FEDERAL AND STATE TAXES AND FEES	6486	\$	91.43
85240184	09/24/2023	800559	KIESEL COMPANY	400	3958	EACH	\$ 2.79	NO LEAD 87 OCT RFG	6486	\$	11,042.82
85240184					1	EACH	\$ 1,016.05	FEDERAL AND STATE TAXES AND FEES	6486	\$	1,016.05
85240184					350.7	EACH	\$ 2.79	NO LEAD 87 OCT RFG	6486	\$	978.45
85240184					1	EACH	\$ 156.26	FEDERAL AND STATE TAXES AND FEES	6486	\$	156.26
85240184					293.8	EACH	\$ 3.85	UL SULFUR DIESEL	6486	\$	1,131.13
85240184					1	EACH	\$ 77.69	FEDERAL AND STATE TAXES AND FEES	6486	\$	77.69
85240186	09/25/2023	642477	ENERGY PETROLEUM COMPANY	400	400	EACH	\$ 2.85	REGULAR RFG GASOLINE	6486	\$	1,140.16
85240186					1	EACH	\$ 100.65	FEDERAL AND STATE TAXES AND FEES	6486	\$	100.65
85240186					801.2	EACH	\$ 2.85	REGULAR RFG GASOLINE	6486	\$	2,283.74
85240186					1	EACH	\$ 201.60	FEDERAL AND STATE TAXES AND FEES	6486	\$	201.60
97240023	08/09/2023	642477	ENERGY PETROLEUM COMPANY	500	7500	EACH	\$ 2.98	PREMIUM #2 ULTRA LOW SULFUR DIESEL	6486	\$	22,356.75
97240023					7500	EACH	\$ 0.00	FED. OIL SPILL FEE	6486	\$	16.05
97240023					7500	EACH	\$ 0.00	MO AGI TAX PER GAL EXTRA	6486	\$	7.50
97240023					7500	EACH	\$ 0.17	MO STATE TAX PER GAL.	6486	\$	1,275.00
97240023					7500	EACH	\$ 0.00	MO. ADG INSP FEE TAX PER GAL	6486	\$	5.25
97240023					7500	EACH	\$ 0.00	MO. USTD TRANSP LOAD FEE TAX PER GAL	6486	\$	18.75
97240029	09/20/2023	800559	KIESEL COMPANY	500	7500	EACH	\$ 3.10	PREMIUM ULSD #2 DIESEL FUEL	6486	\$	23,250.00
97240029					7500	EACH	\$ 0.00	FED OIL SPILL FEE	6486	\$	16.05
97240029					7500	EACH	\$ 0.00	MO. AGI TAX PER GAL EXTRA	6486	\$	7.50
97240029					7500	EACH	\$ 0.17	MO. STATE TAX PER GAL	6486	\$	1,275.00
97240029					7500	EACH	\$ 0.00	MO ADG INSP. FEE TAX PER GAL	6486	\$	5.25
97240029					7500	EACH	\$ 0.00	MO. USTD TRANSP. LOAD FEE TAX PE	6486	\$	18.75
97240030	09/28/2023	800559	KIESEL COMPANY	500	7500	EACH	\$ 3.09	PREMIUM ULTRA LOW SULFUR DIESEL	6486	\$	23,175.00
97240030					7500	EACH	\$ 0.00	FED OIL SPILL FEE	6486	\$	16.05

97240030	7500	EACH	\$	0.00	MO AGI TAX PER GAL	6486	\$	7.50
97240030	7500	EACH	\$	0.17	MO. STATE TAX PER GAL	6486	\$	1,275.00
97240030	7500	EACH	\$	0.00	MO. ADG INSP. FEE TAX PER GAL	6486	\$	5.25
97240030	7500	EACH	\$	0.00	MO. USTD TRANSP LOAD FEE TAX PER	6486	\$	18.75
<b>Total Commodity 202 (Paper)</b>							\$	31,580.90
<b>Total Commodity 400 (Fuel - Facilities)</b>							\$	40,144.44
<b>Total Commodity 500 (Fuel - Transportation)</b>							\$	72,749.40
<b>Total Commodity 401 (Trash Liners)</b>							<u>\$</u>	<u>-</u>
<b>Grand Total All Commodity</b>							<b>\$</b>	<b>144,474.74</b>