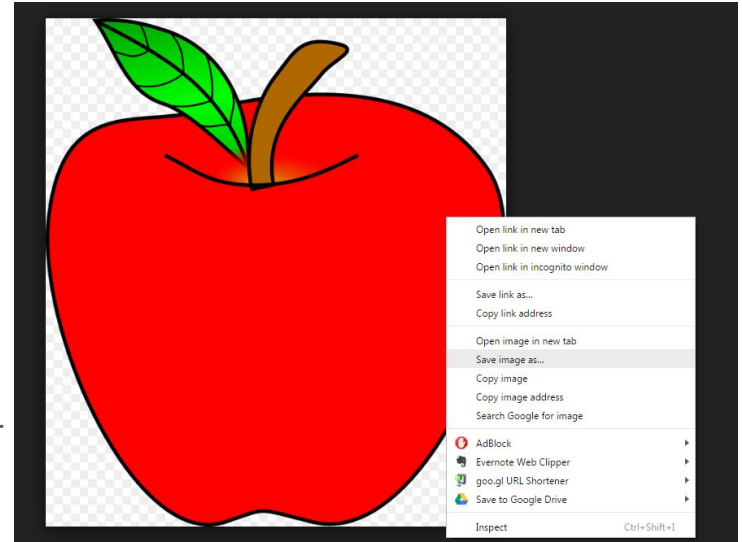
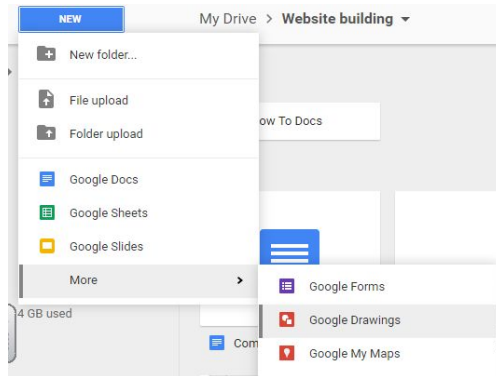


Combining Images

To combine images you have found online:

1. Find the images and save them to your computer
 - a. Go to the large version of the image and right-click-save image as.
2. Go to Google Drive and open up a new Google Drawing



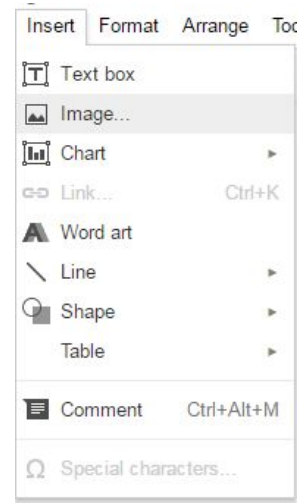
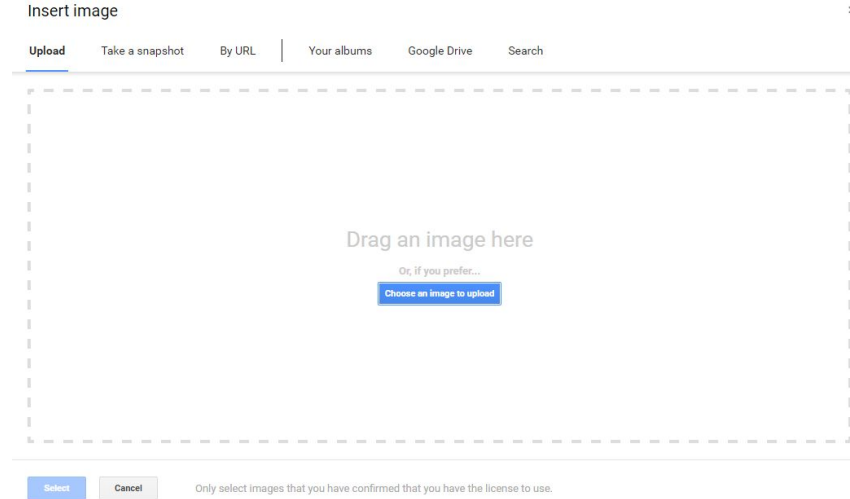
3. Choose Insert>image

4. Find the images you just saved and upload the images one at a time

5. Arrange the images how you want them to appear as a group.

6. Go to file>download as JPEG image

7. Save the JPEG to your desktop



Then....

8. Open Paint from the start menu on your computer

9. Go to the main menu and choose OPEN

10. Find the file you just downloaded from Google Drawings

11. Crop the extra space off of the image
With the crop tool

12. Save the file

13. Upload to your Site!

