

# Implementing The 7 Habits in General & Special Education Settings


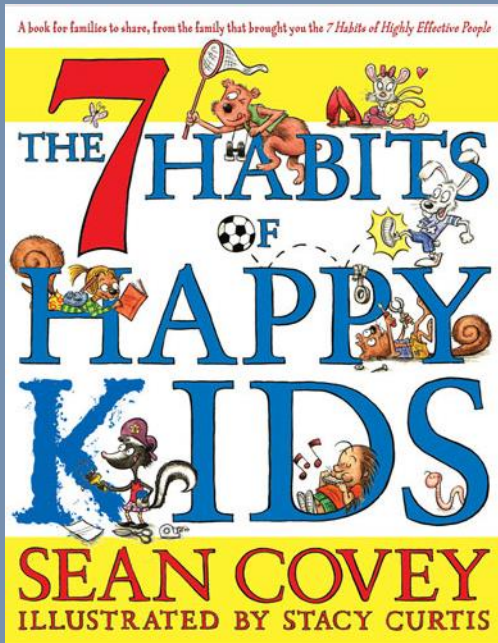


Presented by:  
Sarah Lane & Kelly Waller  
Bellerive Elementary School  
Creve Coeur, Missouri

# That's Me!

Stand up and say  
“That's me!”  
if...

- You've read The 7 Habits of Happy Kids
- You are an administrator
- You are a parent
- You are a classroom teacher
- You are a specialist
- You work with children with special needs
- You've read The Leader in Me
- You have a favorite habit
- Shout out your favorite habit!






Habit #2 -  
Begin with the  
End in Mind  
OR...

What are we  
here to talk  
about today???

During our time today we will...

- Share information about Bellerive School.
- Share our journey to Lighthouse and how we have implemented the 7 Habits over the past four years.
- Show how we apply The 7 Habits in our daily work with ALL of our students — in both general education and special education settings.
- Share some of the ideas we have used with our staff, students, and parent population over the past four years.
- Share how our school environment has changed thanks to The 7 Habits!

# All About Bellerive School



- Bellerive School is located in Creve Coeur, Missouri, a western suburb of St. Louis.
- Approximately 375 students are enrolled at Bellerive, in grades K-5.
- 100% of our staff is certified.
- 70% of our staff holds a Master's Degree or higher.
- The average tenure of our staff members is 12 years.



# Bellerive School by the Numbers

At Bellerive, we have a very diverse student population.

- 375
- 26%
- 30
- 20
- 48
- 26%


Ethnicity	Percentage
Asian	14%
African American	25%
Hispanic	4%
Multi-Racial	6%
White	51%

# Clubs and Activities at Bellerive School

Our clubs are open to all students in grades K-5 and meet either before or after school.

- Chess club
- Robotics Club
- Read, Write, & Run
- Math Olympiad
- Equations Team
- Bellerive Singers
- Stepping Club
- Fiddle Club





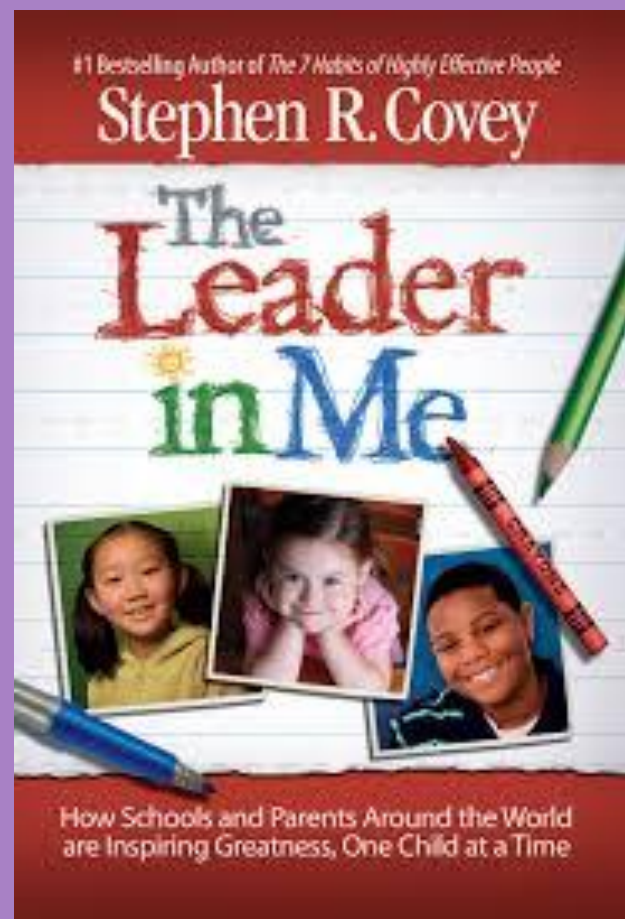
# Implementation Timeline

We are following the official FranklinCovey suggested timeline for implementation.

# 2011 – 2012 School Year

## Before we OFFICIALLY began...

- Book Study
- Overview of 7 Habits to PTO Executive Board
- Many staff members visited Stanton Elementary School (Lighthouse School, 2011)





May, 2012

The Official Beginning of our Journey!

- Vision Day

"The very essence of leadership is  
that you have to have a vision."

~Theodore Hesburgh

# Summer, 2012

- The Lighthouse Team was established.
- We developed our school Mission Statement.



# Year 1 – Establishing a Culture of Leadership

## 2012 – 2013 School Year

- 7 Habits of Highly Effective People Training – August, 2012

ALL staff trained. Over 75 staff members were trained during these 3 days!

- Lighthouse Team Training – October, 2012
- Implementation Training – January, 2013

"Leaders aren't born, they are made.  
And they are made just like anything else, through  
hard work."

~Vince Lombardi

# Year 2 – Applying the Tools of Leadership

## 2013 – 2014 School Year

- Empowerment Day – August, 2013
- Achieving Schoolwide Goals – September, 2013

“As we let our own light shine, we unconsciously give other people permission to do the same.”

~Nelson Mandela



# Year 3 – Maximizing Results

2014 – 2015 School Year

- Customized Consulting & Resources – throughout the year
- Lighthouse Review– January, 2015
- Final Lighthouse Review – April, 2015
- We were awarded Lighthouse Status in May, 2015!!!

“It's the little details that are vital.  
Little things make big things happen.”

~John Wooden

# Year 4 – Maximizing Results


2015 – 2016 School Year

- Customized Consulting & Resources – throughout the year
- Coaching Day – December, 2015

“Leadership is the capacity to  
translate vision into reality.”

~Warren Bennis

Now we've been trained, so...  
here we go!!!



# 2012-2013 School Year

## Year 1

- Introduction of the 7 Habits
- Leadership jobs
- Monthly Buddy Class activities
- Monthly 7 Habits assemblies
- Monthly Home/School Connections
- Staff book study – The 7 Habits of Highly Effective People
- Leadership Day



# Introduction of the 7 Habits



# Leadership Jobs

Bellerive Leadership Jobs for  
our 4<sup>th</sup> and 5<sup>th</sup> Grade Students:

- Greeter Leader
- Art/Design Leader
- Bulletin Board Leader
- Music Leader
- News Crew Leader
- Green Team Leader
- Reading Leader
- Service Leader

## 4<sup>th</sup> Grade Leadership-Role Application

Student's Name \_\_\_\_\_

Teacher \_\_\_\_\_

- |  |  |  |
|--|--|--|
| <input type="checkbox"/> Greeter Leader        | <input type="checkbox"/> Music Leader      | <input type="checkbox"/> Reading Leader        |
| <input type="checkbox"/> Design Leader         | <input type="checkbox"/> News Crew Leader  | <input type="checkbox"/> Service Leader        |
| <input type="checkbox"/> Bulletin Board Leader | <input type="checkbox"/> Green Team Leader | <input type="checkbox"/> Other- please explain |

My Strengths:

Why I am interested in this role:

How I could contribute to the school or my classroom in this role:

\_\_\_\_\_  
Student Signature

\_\_\_\_\_  
Parent Signature





# Buddy Class Activities

## Buddy Classes

Kindergarten / 3<sup>rd</sup> Grade


1<sup>st</sup> Grade / 4<sup>th</sup> Grade

2<sup>nd</sup> Grade / 5<sup>th</sup> Grade





# Monthly 7 Habit Assemblies



# Monthly Home / School Connections

“The kids listen and go by the 7 habits. Tyler will remind Nick every chance he gets to be proactive. Nick will use quotes from the habits to make a point. They hear it, understand it, and believe in it.”

~Janelle Baur, parent of students in grades 2 & 5

## Home / School Connection

### Habit #1 – Be Proactive

October 2, 2013

Dear Families,

Today your child spent time learning about **Habit #1 – Be Proactive**. In the first story from the book, *The 7 Habits of Happy Kids*, students learned about Sammy Squirrel. Sammy's story is called "Bored, Bored, Bored" because Sammy is bored and relying on others to find something fun for him to do. At the end of the story Sammy realizes that he's in charge of himself, his choices, and his actions. He decides what he can do, he takes charge, and he makes his own fun! In addition to being in charge, **Habit #1 – Be Proactive**, is about making choices. You can choose your mood and what kind of weather you will have - deciding to have a sunny, happy day or a cloudy, sad/crummy day. The choice is yours!



**Habit #1 – Be Proactive** is also about taking responsibility for your own actions and attitudes. Bellerive students and staff participated in *Family Time learning activities* today where each child had the opportunity to make a stoplight bookmark and a weather wheel. People who are proactive use the stoplight model to make choices when faced with a frustrating situation. The stoplight stands for:

- **STOP (red)** - Stop to cool down
- **THINK (yellow)** - Think about the different choices you have, choose the best alternative
- **GO (green)** - It is safe now, act on your best choice; a proactive choice.

Your child is bringing home two additional stoplight bookmarks for you to make and use as a family. These bookmarks can be used to mark a place in your book or you can hang them in prominent places in your home to serve as a reminder to follow **Habit #1 – Be Proactive**.

Likewise, the weather wheel is a tool for students to use when thinking about their mood or day. Proactive people choose to have sunny weather, even in the darkest of days. Carrying your weather is a choice, and YOU are the only one who can decide if you will have a "sunny day" or a "cloudy day." Here is a link to a video of Stephen R. Covey, author of *The Seven Habits of Highly Effective People*, explaining what it means to "carry your weather." It is less than 2 minutes long, yet it is extremely powerful.

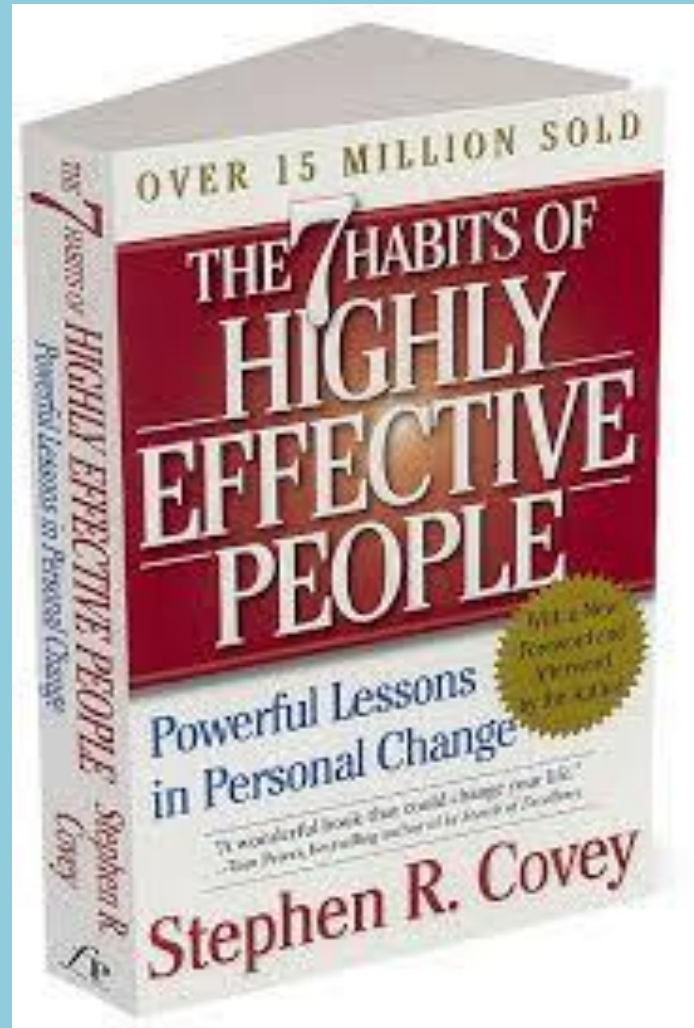
<http://www.youtube.com/watch?v=OASyQNRBJk>

For tonight's Home / School Connection please review your child's stoplight and weather wheel as a family. Please keep them both at home for your reference. Thank you so much for your support from home and for fostering the leader in your child

Fondly,


~The Bellerive Staff

# Staff Book Study





# Leadership Day



# 2013-2014 School year

## Year 2

- Trained new staff — Summer, 2013
- Continuation of Leadership jobs
- Introduction of Families — August, 2013 (Buddy Classes dissolved)
- Monthly Family activities
- Monthly 7 Habits assemblies
- Monthly Home/School Connections
- Data notebooks
- Data scoreboards
- Mission statements
- Leadership Day

# Bellerive Families

**WE ARE FAMILY!**







# Monthly 7 Habits Assemblies



# Data Notebooks





# Data Tracking with Scoreboards

**GOAL**

By the end of Second Grade, all students in our classroom will read at a level M or above.

**PLAN**

WE will:

- read ten minutes each night
- read JUST RIGHT books
- Make small, weekly goals to help us improve our reading
- READ during reading time
  - Reading words
  - Reading pictures
  - Reading minds
- Practice, practice, practice!

Mrs. Kirn will:

- read aloud to us every day
- help us keep track of our levels
- conference with us each week
- help us find our "right" books
- help us celebrate our achievement!

My goal is to help each of my students reach their goals.

Mrs. Kirn

**Our Home Reading Log Goal**

Our class will read 55,000 minutes by February 14, 2014.

Date 2.14.14

Total minutes read this year: 59,461

**WHAT DO WE WANT TO LEARN?**

Mrs. Otey's Class - Math SMART Goal #1:  
By the end of the Mathematics unit "Multiplication & Division Number, Operations, and Algebraic Thinking", 75% of our class (17 students) will be able to fluently solve multiplication problems up to  $12 \times 12$ .

**GOAL**

**Learning Targets**

1	2	3 (effective)	4
You have difficulty solving multiplication problems up to $12 \times 12$ .	You are able to solve multiplication problems using only one strategy (i.e. regrouping, skip counting, arrays).	You are able to solve multiplication problems up to $12 \times 12$ using more than one strategy.	You are able to solve multiplication problems with larger numbers using more than one strategy.

Learning Target # 3 (effective) is the goal. Learning Target #4 includes all of #3, but then goes beyond the learning target.

**Result: 100% of our class met this goal! 😊**

**GROWTH HAPPENS HERE**

**OUR DATA WALL**

**Homework**


100% (17/17) of Mrs. Otey's students will turn in homework each day.

**Math**

By Benchmark 2, Mrs. Otey's class average for "solving the number of words used in the text" will increase from 15 to 20-25.

**ELA**

By Benchmark 2, Mrs. Otey's class average for "solving the number of words used in the text" will increase from 15 to 20-25.



# MISSION

We respect and  
help each other,  
Lead when no  
one's watching,  
Be proactive,  
synergize,  
And be  
Enthusiastic!!

We are understanding, respectful leaders that make good  
choices, even when nobody is looking.

We are confident,  
hard-working, and  
successful leaders!

## Mission Statements














### Our class mission statement:

*We will inspire each other to be  
good role models*

### Annie and Kelly's Mission Statement

       
We want to make our classrooms  
       
places where students feel comfortable  
&        
and where learning can take place.

### Our Class Mission Statement

       
Our class will learn to follow the  
      &  
rules so we can all learn and  
   
feel safe.

As your counselor  
it is my  
responsibility to  
**"be there"** - to  
listen, to  
encourage, and to  
advocate for ALL  
children.

Simon Jop Mylan  
Joshi  
Srijan  
Dhruv  
Dhruv  
DAVID anani

# 2014-2015 School year

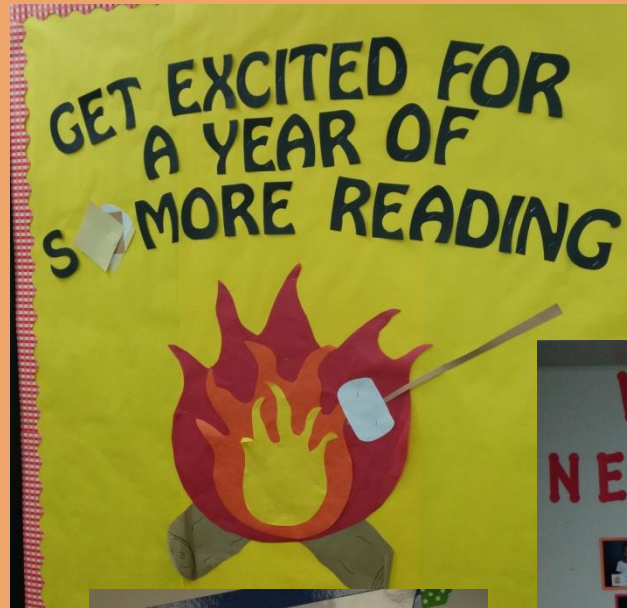

## Year 3

- Trained new staff – ongoing throughout school year
- Camping theme – “On the Right Trail with the 7 Habits”
- Continuation of School-wide & Classroom Leadership roles
- Continuation of Families
- Buddy classes renewed! (K/3, 1/4, 2/5)
- Monthly Family & Buddy activities
- Introduction of Student Lighthouse Team – August, 2014
- Monthly 7 Habits assemblies
- Monthly Home/School Connections
- Data notebooks and scoreboards
- School-wide data scoreboards
- Mission statements – classroom and personal
- Student-Led Conferences
- Leadership Day



# Camping theme

## “On the Right Trail with the 7 Habits”





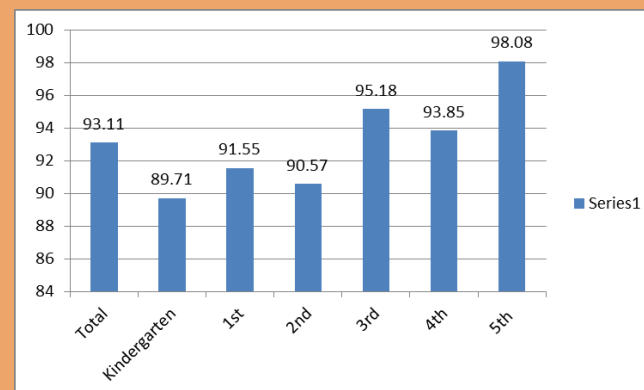
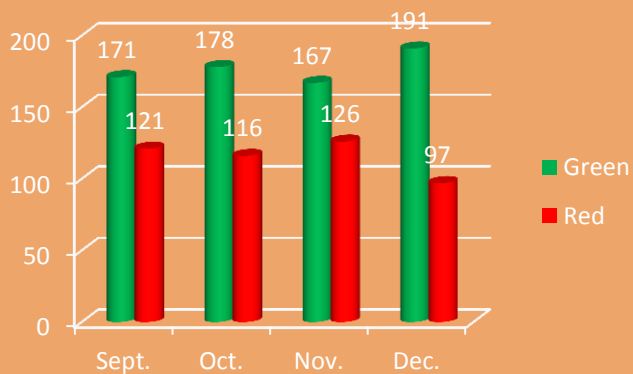
# Student Lighthouse Team

- Students applied to be part of the Student Lighthouse Team.
- Open to students in grades 1-5.
- 35 students selected to be on Student Lighthouse Team





# Monthly 7 Habits Assemblies



# Monthly 7 Habits Activities

- Family Activities





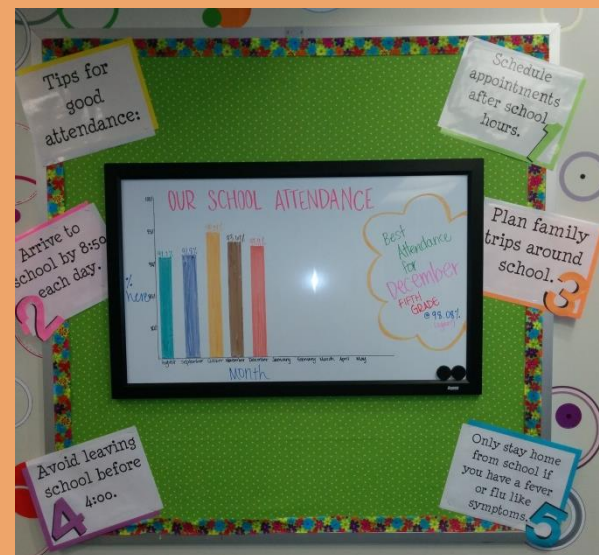
- Buddy Class Activities






# School-Wide WIGs (Wildly Important Goals)

- Our 3 school WIGs this year are: reading, attendance, & behavior



# Classroom and Grade Level Scoreboards

- Classroom and grade level WIGs are tied to our school WIGs







# Data Notebooks & Scoreboards — Year 2

- WIGs and Scoreboards for both academic and personal goals are kept in Leadership Notebooks

Student: Andrew

Date	Current Level	Goal Level	Goal Date	Goal Met?
9.19.14	L Independent-K	M	Nov. 7, 2014	
Nov.	M Ind. L	N	Nov. 19	
Jan.	N Ind. M	O		

Data  
Leadership  
Victories

## I am becoming a great reader!

My January, 2015 reading level: H Date Goal Met

By February, 2015 I will move from H to I

By \_\_\_\_\_, 2015 I will move from \_\_\_\_\_ to \_\_\_\_\_

By \_\_\_\_\_, 2015 I will move from \_\_\_\_\_ to \_\_\_\_\_

By \_\_\_\_\_, 2015 I will move from \_\_\_\_\_ to \_\_\_\_\_

My Action Steps:

- I will read with my reading group.
- I will read independently at school.
- I will read at home.

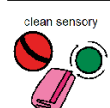
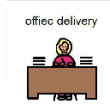
My Scoreboard:

A	B	C	D	E	F	G
<b>H</b>	I	J	K	L	M	
Jan. 2015 Expected reading level at the end of 1 <sup>st</sup> grade						
N	O	P	Q	R	S	T
U	V	W	X	Y	Z	



## My Leadership Job This Week

Week of \_\_\_\_\_




# Data Notebooks

words I am working on this month

words	field of 2	field of 3	larger field

How many dollars did I earn today?

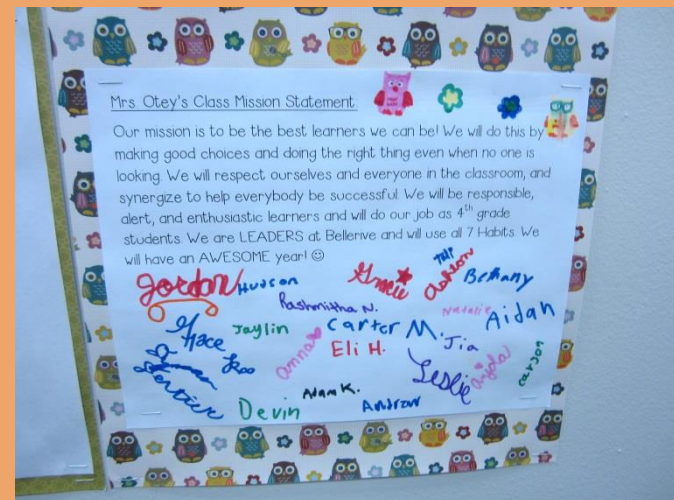

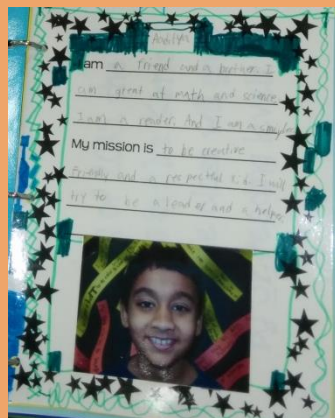


What did I buy?

\_\_\_\_\_

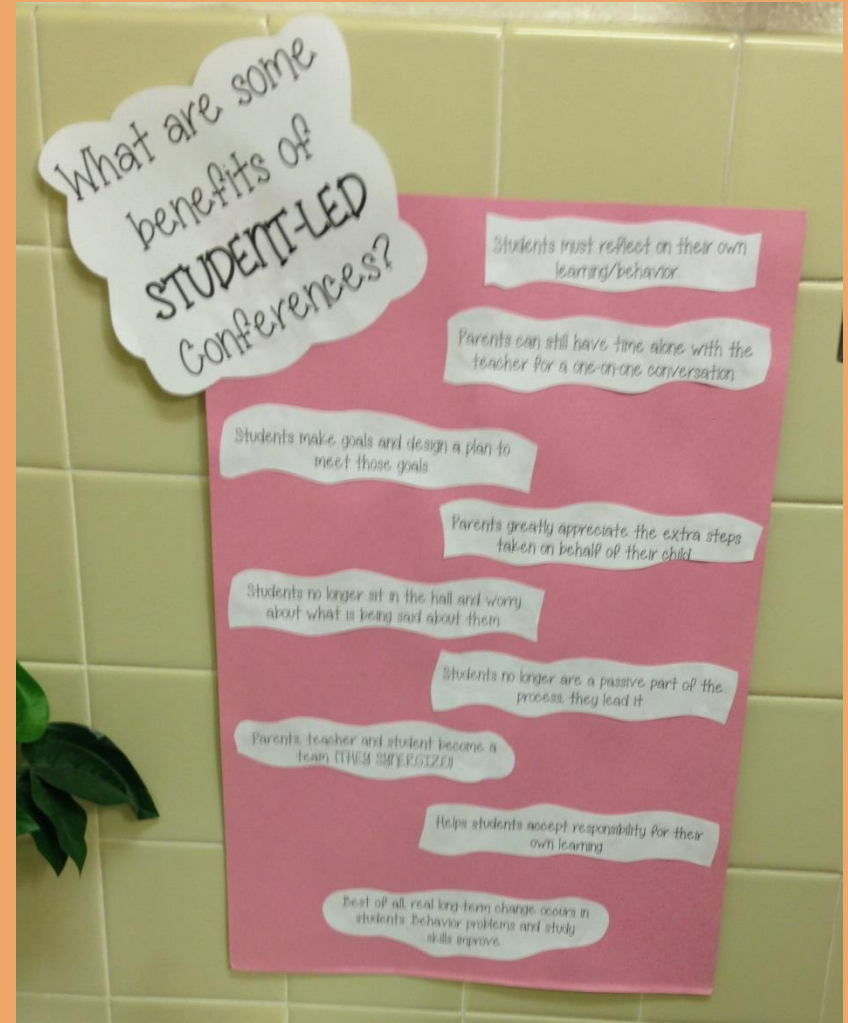


# Grade Level





# Student Led Conferences





Lighthouse  
Status!!!



# 2015-2016 School year


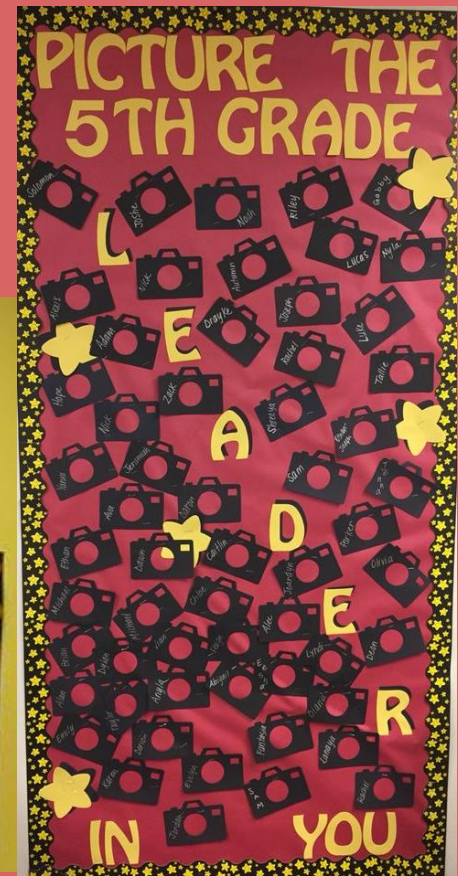
## Year 4

- Trained new staff – ongoing throughout school year
- Movie theme – “A Spotlight on Leadership”
- Continuation Classroom Leadership roles
- LEAD Time introduced – school-wide leadership roles
- Continuation of Families & Buddy Classes with structured monthly activities
- Monthly 7 Habits assemblies
- Monthly Home/School Connections
- Student Lighthouse Team / Adult Lighthouse Team (with parents!)
- Data notebooks and scoreboards
- School-wide data scoreboards
- Mission statements – classroom and personal
- Student-Led Conferences
- Spotlight on Leadership stickers (home/school)
- Leadership Latte’s with parents
- Leadership Day




# Movie Theme

## "A Spotlight on Leadership"






# Monthly Family / Buddy Activities

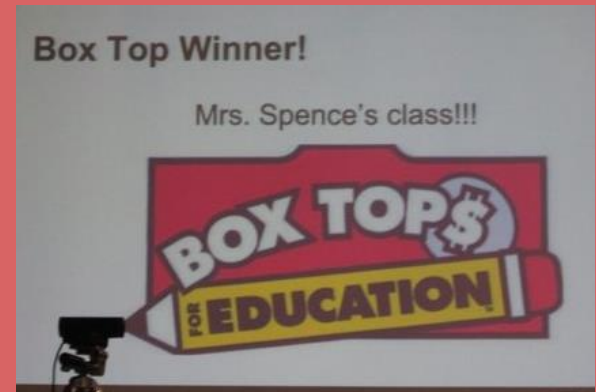




# 7 Habits Assemblies!



Popcorn Friday  
50¢ Friday January 15, 2016 50¢  
The money we raise will be  
going to the  
American Red Cross





# Lighthouse Team

## Student Lighthouse Team

## Adult Lighthouse Team



- Meet monthly
- Parents were invited to join this year.



- Meet after school 1-2 times each month.
- Over 90 students applied to be on the Student Lighthouse Team!
- Serve by trimester







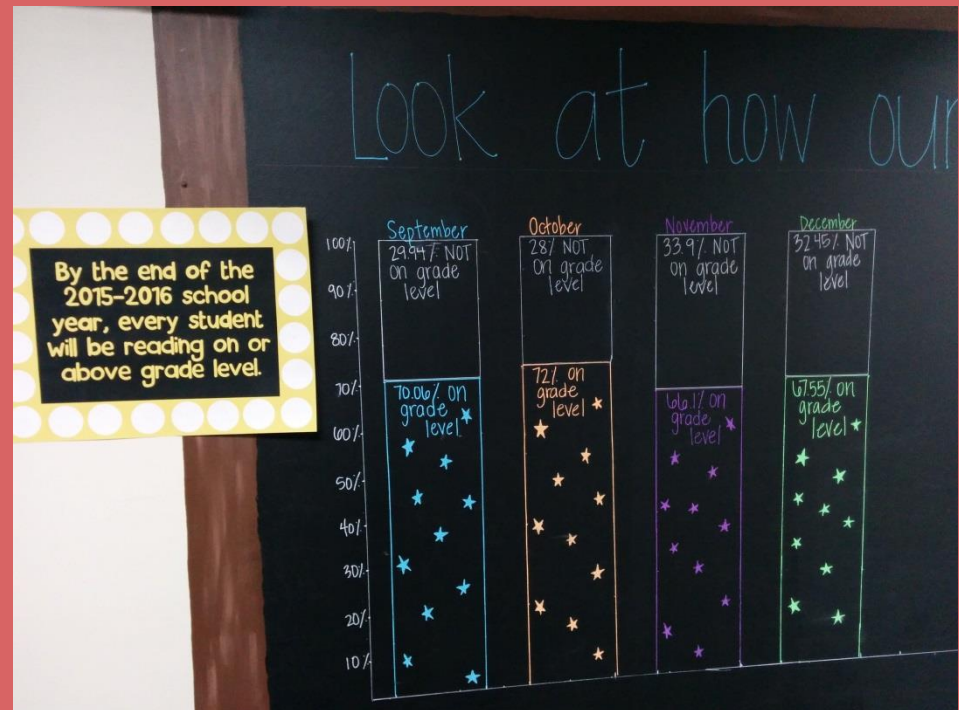
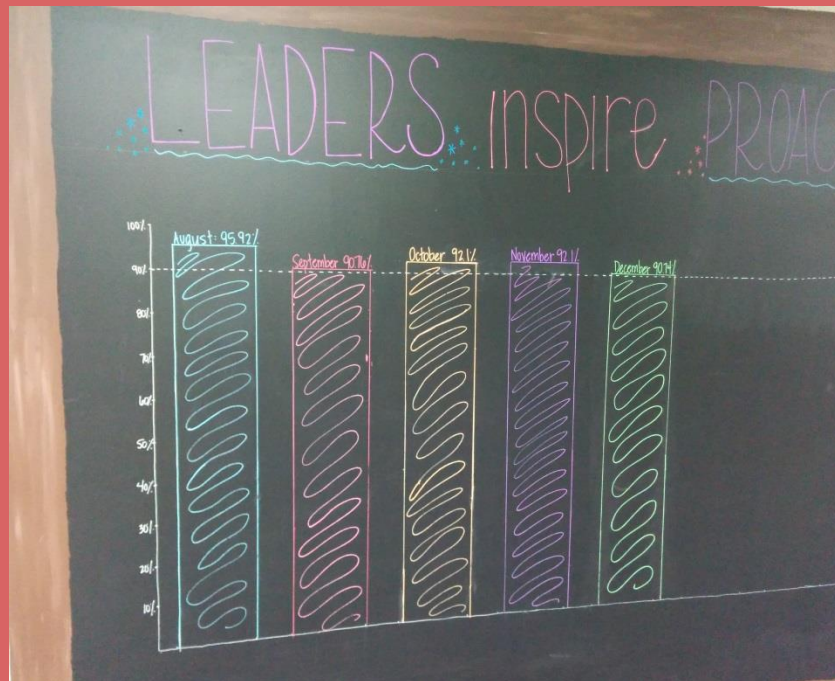
# Data Notebooks

- Streamlined across all grade levels – all tabs are the same.
- Important data goes into binders. These go home regularly!
- Used for student-led conferences and student-led IEPs






# Scoreboards



# LEAD Time




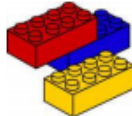
## What Color Are You?

Read through each column of words and decide which group of words describes you the best. Are you most like red, yellow, green or blue?

Circle the group of words that is most like you.

RED	YELLOW	GREEN	BLUE
likes to set goals	friendly	pays attention to details	creative
competitive	likes to talk	likes to finish things	caring
likes praise	enjoys working on a team	likes order	likes to hear others' ideas
likes to be on-time	sees the best in things	takes their time	likes art projects
honest	outgoing	organized	good listener

Name: \_\_\_\_\_
Date: \_\_\_\_\_


I am an AWESOME Leader!


---



---



---



---



---



# Application for LEAD Roles

## Leadership Role Application

Student Name \_\_\_\_\_

Teacher Name \_\_\_\_\_

Some of my strengths are:

(Examples: likes to set goals, competitive, likes to encourage others, friendly, likes to talk, enjoys working on a team, outgoing, pays attention to details, likes to make others feel included, organized, creative, likes to hear others' ideas, likes art projects)

|

Please rank the top three roles that you are interested in.

RANK	Leadership Role	Description/Responsibilities
	Greeter Leader	Greet people by smiling and shaking hands, welcome new families to our community, give tours
	Design Leader	Work to make our school more beautiful by creating bulletin boards
	Art Leader	Create ceiling tiles and help with art room duties
	Safety Leader	Help monitor the halls and create presentations to teach about school safety
	Performance Leader	Perform songs, skits, or stories as needed

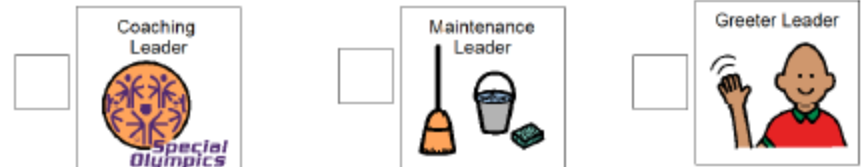
## Leadership Role Application

Name:

My strengths are:



Please rank the roles (1-(most wanted) - 3









New student LEAD time  
group for all students  
new to Bellerive.



We are proud of the way our leaders have served our school this Trimester! Keep leading the way!

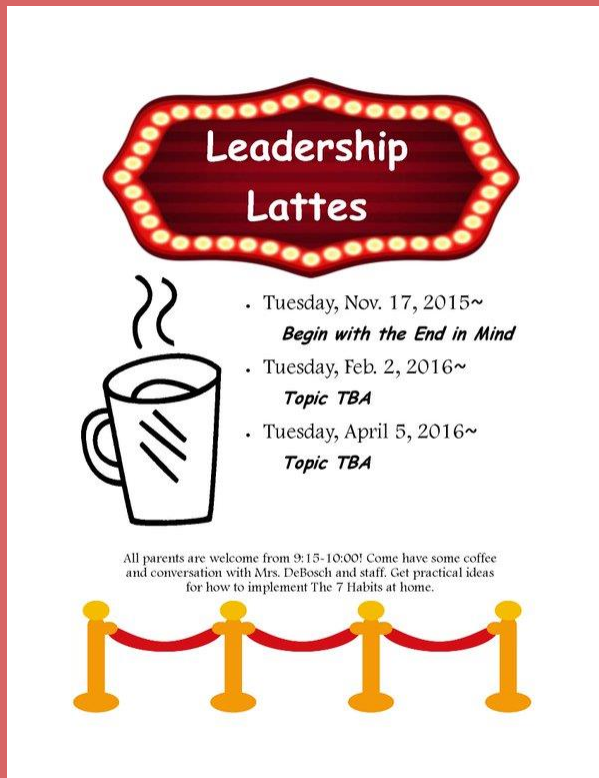


A “shout-out” was created to highlight our  
work and share with our families and our  
community.



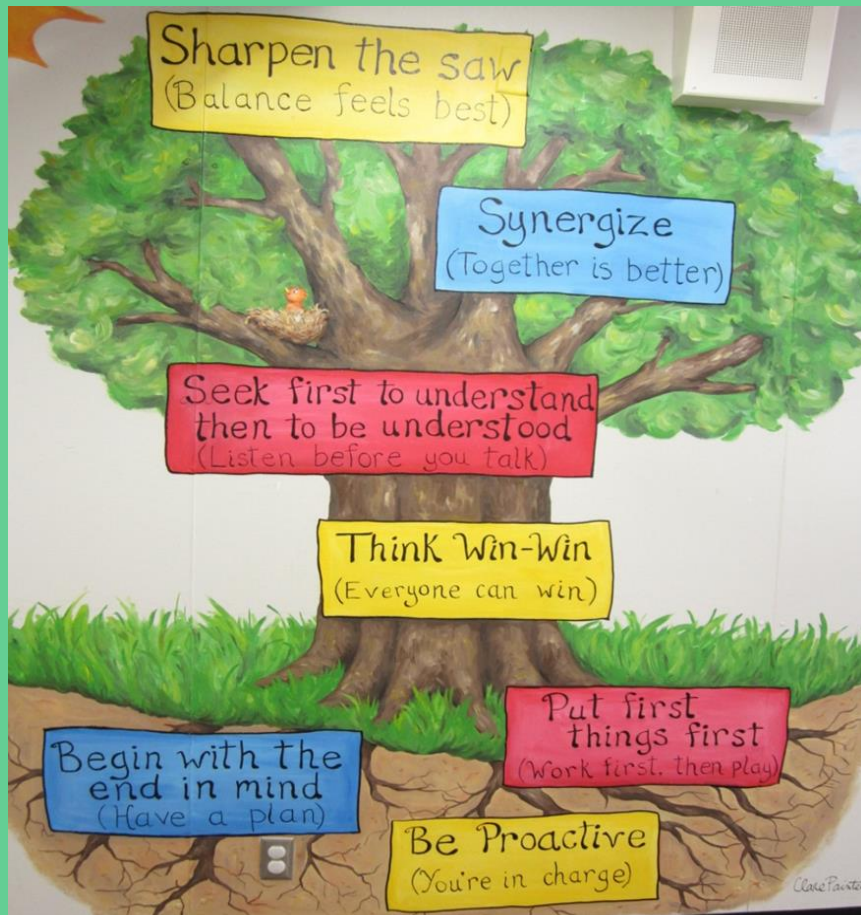
# Parent Involvement

- Parent joined the Adult Lighthouse Team
- “I spotted a Leader” stickers
- Leadership Lattes



# Leadership

## Learning the 7 Habits



Why adapt/ modify?

Every child is a PART of the school community.

Every child has GIFTS.


Every child can be a LEADER.

We strive to EMPOWER all of the children in our school.



# Habit 1

## Be Proactive



# Habit 2

## Begin with the End in Mind





# Habit 3

## Put First Things First





# Adaptation of Habits 1, 2, & 3

How we made it work for our students with Autism

We first asked ourselves:

What 3 things do most of our students need as  
a foundation in school?



Our answer:

To be safe, comfortable, and for things to be  
predictable

# Together these create a SOLID FOUNDATION

Habit 1: Monitor Your  
Behavior (safe)



I will follow the RULES

I am in charge of me and  
my behaviors.

Habit 2: Follow a Visual  
Schedule (predictable)

We Can Use Our Visual Schedules



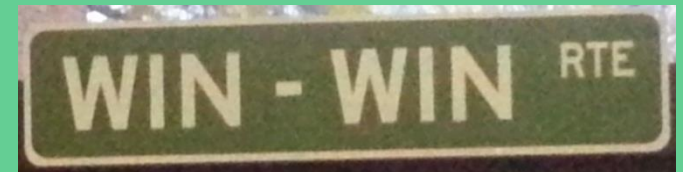
Habit 3: First / Then  
(comfortable)

First / Then



# Habit 4

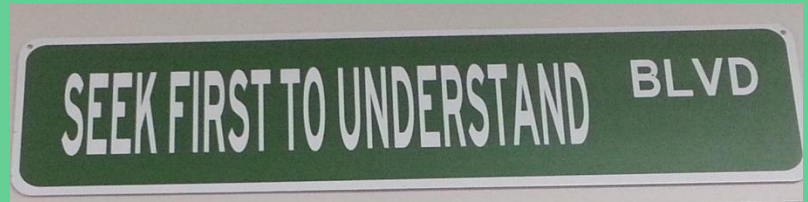

## Think Win-Win





# Habit 5

Seek First to Understand, Then to be Understood






# Habit 6

## Synergize



# Adaptation of Habits 4, 5, & 6



- We began again by asking:

What 3 things do most of our students need when thinking about their interactions with others?

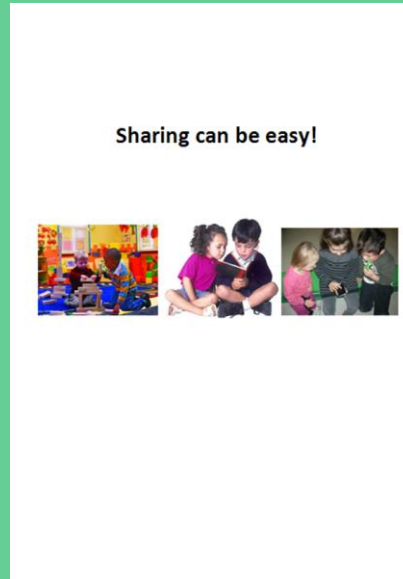
- Our answer:

To be sharing, following directions, and learning to work together.



# Together these create a SOLID FOUNDATION FOR WORKING WITH OTHERS


Habit 4: Learning to  
Share and Take Turns



Habit 5: Following  
Directions



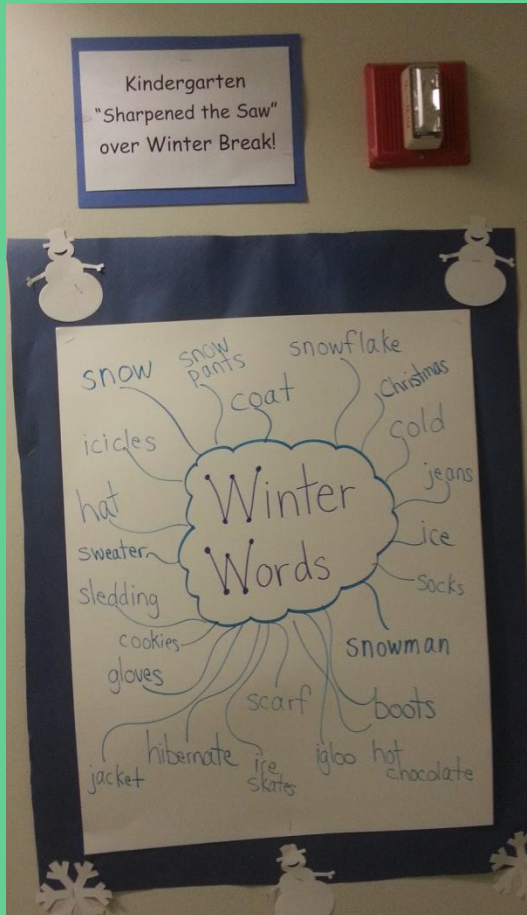


Habit 6: Working  
Together



# Habit 7

## Sharpen the Saw



SHARPEN THE SAW PL

# Adapting Habit 7

- Habit 7: Exploring Reinforcers





# Lesson Plans & Home / School Connections

## 7 Habits Lesson Plans & Home / School Connections

Bellerive Elementary School  
Creve Coeur, Missouri

The following 7 Habits lesson plans and Home/School Connections are divided up into three sections and have been broken down by the year in which they were implemented at our school.

- Section 1 – Year 1: Lessons for Large Group Buddy Class Activities
- Section 2 – Year 2: Lessons for Small Group Family Activities
- Section 3 – Year 3: Lessons for Small Group Family Activities, Classroom Activities, & Large Group Buddy Activities



Years 1-3  
Monthly lessons about each Habit

## September

### Movie Theme Overview

#### Theme

"Lego" of Bad Habits!

#### Movie

Lego Movie

#### Song

"Everything is Awesome"

<https://www.youtube.com/watch?v=a0VGJYAMMGg>

(link goes to song on YouTube)

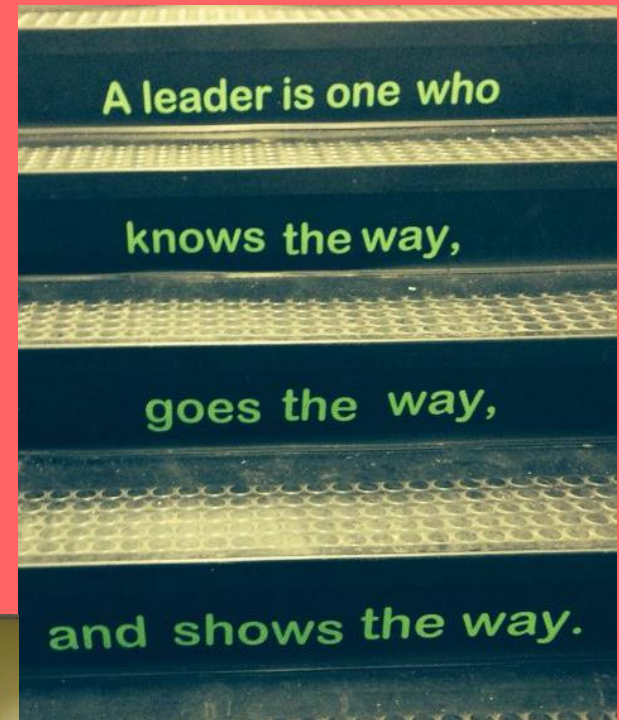

### Crafts & Activities

- Color a Lego figure to look like you. These can go in Leadership Binders. (Lego figure coloring page attached)
- "Lego of Bad Habits" - write some good and bad habits on a Lego figure. (attached)
- Writing activity - Write about how you are an AWESOME leader. This could be matched with the Lego figure the kids colored for a hallway display. (attached)
- Bookmark - Write a bad habit to "Lego" and write a good habit to keep. Color. (attached)
- What if Everybody Did That - a book that talks about bad habits. YouTube link: <https://www.youtube.com/watch?v=NVH5XsNDZw4>
  - Have a class discussion about cause/effect.
  - There is a class book page that you might use to create a book about kids doing the right thing. (attached)
- Color a Lego brick according to your results from the "What is your Color?" survey. We are going to make a school display with these blocks. Please have students cut out and put their name on the front. Thank you!
- Lego stationery is also attached for a writing activity of your choice.

### Kagan Structure of the Month

Year 4  
Monthly movie theme lessons  
focusing on all 7 Habits

We began “beautifying” our school  
with the 7 Habits!



Bellerive leaders step up to challenges!!!!






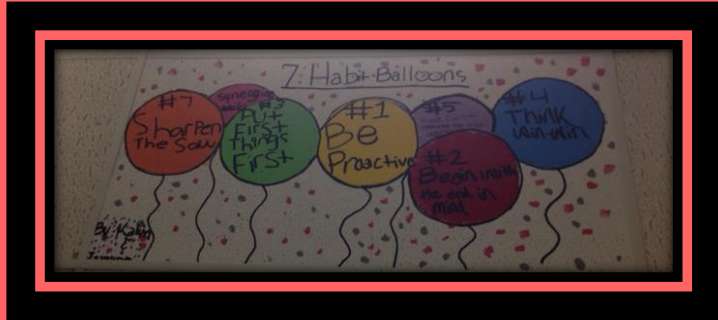
If your actions  
inspire others to  
dream more,  
learn more,  
do more, and  
become more,  
you are a  
leader.

~ John Q. Adams





# Student Leaders Beautify Bellerive



# Next Steps

- Continue our work with Goal Setting
- Community outreach — help other schools implement Leader in Me & further connect with businesses and business leaders in our community
- Parent involvement — having parents be in charge of LEAD groups; lead a parent book study
- Connect with Early Childhood Families
- Outside beautification
- Continuing to study Habit 8 and help students find their voice and use it to serve others
- Focusing on the Highly Effective Practices





# Thank You!



Thank you for being here with us today!

We hope you found our ideas and modification road map helpful and you are able to take away some ideas of what LIM can look like in your school and/or classroom.

Please feel free to call or email us if you have any questions.

Would **LOVE** to collaborate and exchange ideas with you!

Scan our QR code for a direct link to our website with TONS of resources we use at Bellerive School!



[slane@parkwayschools.net](mailto:slane@parkwayschools.net)

[kwaller@parkwayschools.net](mailto:kwaller@parkwayschools.net)